

# Bilevel ZOFO: Efficient LLM Fine-Tuning and Meta-Training

**Reza Shirkavand**

Department of Computer Science  
University of Maryland - College Park  
rezashkv@cs.umd.edu

**Peiran Yu**

Department of Computer Science and Engineering  
University of Texas at Arlington  
peiran.yu@uta.edu

**Qi He**

Department of Computer Science  
University of Maryland - College Park  
qhe123@cs.umd.edu

**Heng Huang\***

Department of Computer Science  
University of Maryland - College Park  
heng@cs.umd.edu

## Abstract

Fine-tuning pre-trained Large Language Models (LLMs) for downstream tasks using First-Order (FO) optimizers presents significant computational challenges. Parameter-Efficient Fine-Tuning (PEFT) methods address these by freezing most model parameters and training only a small subset. However, PEFT often underperforms compared to full fine-tuning when high task-specific accuracy is required. Zeroth-Order (ZO) methods fine-tune the entire pre-trained model without back-propagation, estimating gradients through forward passes only. While memory-efficient, ZO methods suffer from slow convergence and high sensitivity to prompt selection. We bridge these two worlds with Bilevel-ZOFO, a bilevel optimization method that couples fast, local FO-PEFT adaptation at the inner level with stable, memory-efficient ZO updates of the full backbone at the outer level. The FO-PEFT inner loop performs fast, low-memory local adaptation that reduces the variance of ZO estimates and stabilizes the search, guiding the outer ZO updates of the full backbone and reducing prompt sensitivity. In the mean time, the outer ZO provides better generalization ability for PEFT. We provide theoretical convergence guarantees and empirically demonstrate that Bilevel-ZOFO significantly outperforms existing ZO and FO-PEFT methods, achieving 2–4× faster training while maintaining similar memory efficiency. Additionally, we show by updating the backbone with ZO and adapting only a tiny FO-PEFT block per task, Bilevel-ZOFO combines full-model capacity with few-shot efficiency, making it a very efficient meta-learning algorithm that quickly adapts to new tasks.

## 1 Introduction

Fine-tuning pretrained Large Language Models (LLMs) has become a standard approach for downstream tasks. Traditional First-Order (FO) optimizers like Adam [20], commonly used for this process, rely on backpropagation. However, as highlighted in Malladi et al. [35], computing gradients for LLMs can require up to 12 times the memory needed for inference. This scaling challenge becomes even more pronounced as models grow larger, imposing significant memory demands and complicating the fine-tuning process, especially in resource-constrained environments.

\*This work was partially supported by NSF IIS 2347592, 2348169, DBI 2405416, CCF 2348306, CNS 2347617, RISE 2536663.

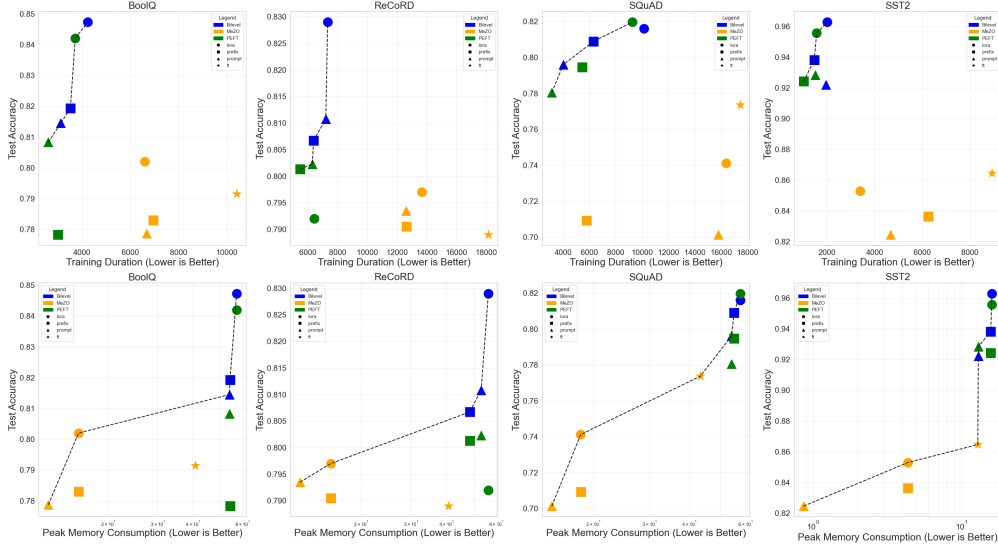


Figure 1: **LLaMA-7B: (top) Accuracy vs. training duration and (bottom) Accuracy vs. memory across four tasks.** Almost all *bilevel-zofo* points lie on the Pareto frontier and higher than the baselines. **(top)** Our method (blue) achieves significantly higher accuracy than MeZO (orange) while being  $\sim 2\text{--}4\times$  faster in training offering a better trade-offs in accuracy and runtime. **(bottom)** Bilevel-zofo maintains the same memory footprint and significantly outperforms each corresponding PEFT variant (compare blue vs. green circles, squares, and triangles). *Bilevel-zofo* effectively combines the efficiency and expressivity of full ZO fine-tuning with the speed and robustness of first-order methods. It incorporates elements from both baselines but takes a definitive step beyond them.

To address these computational challenges, Parameter-Efficient Fine-Tuning (PEFT) methods have been developed. These techniques freeze most of the model’s parameters and train only a small subset, significantly reducing both memory and computational overhead. Popular PEFT approaches include prompt tuning, LoRA fine-tuning, and prefix tuning. Prompt tuning [22, 40, 58, 48] optimizes continuous prompt vectors that are concatenated with the input embeddings, while prefix tuning [24] introduces learnable prefix tokens that serve as conditioning variables at each transformer layer. LoRA (Low-Rank Adaptation) [16, 15] modifies the model’s attention and feedforward layers by injecting low-rank trainable matrices, further reducing the resources required for fine-tuning.

While Parameter-Efficient Fine-Tuning (PEFT) methods reduce training costs and memory usage, they may not always achieve the same level of task-specific performance as full model fine-tuning. Research has shown that for tasks requiring high accuracy, complex adaptations, or domain-specific knowledge, full fine-tuning often outperforms PEFT approaches due to its ability to adjust all model parameters for better adaptation [16, 24, 59]. To make full model fine-tuning more computationally feasible, Zeroth-Order (ZO) methods offer an alternative by reducing the high computational cost. Rather than computing gradients via backpropagation, zeroth-order methods estimate the gradient using only the forward pass. Initially explored in the 1990s [50, 38, 11, 6, 30], these methods have recently gained traction for fine-tuning LLMs [35, 4, 25] and have been shown to be able to outperform FO PEFT methods given enough training time [63].

A major limitation of ZO methods is their slow convergence due to the need for gradient estimation. For instance, MeZO [35] required 10 times more iterations than PEFT baselines to match or exceed their performance. Additionally, ZO methods suffer from extreme sensitivity to prompt selection. In tasks like sentiment analysis with the SST-2 dataset, templated prompts (e.g., “< CLS > text data. It was [terrible | great]. < SEP >”) are crucial for success [63]. These prompts effectively align the text data with task-specific objectives. As a result, prompt selection becomes an important hyperparameter that can significantly affect performance. In particular, ZO methods have been shown to be highly sensitive to prompt selections [35]. Without proper prompts, the performance of MeZO can drastically drop (Table 1).

In this paper, we ask: Can zeroth-order (ZO) and PEFT methods be smoothly integrated to mutually enhance each other—achieving greater robustness to prompt variations, faster convergence, and better

performance than either method alone—while maintaining memory efficiency comparable to each individually? We target settings where (i) full FO fine-tuning is impractical due to memory/throughput, (ii) pure PEFT lacks full-model capacity on harder adaptations, and (iii) pure ZO is slow and highly prompt-sensitive.

We propose Bilevel-ZOFO, a novel bilevel optimization framework explicitly designed to leverage the complementary strengths of these two approaches:

- At the inner level, FO-PEFT rapidly performs targeted, local adaptation using first-order gradients, stabilizing training and mitigating sensitivity to task-specific prompts that ZO methods need.
- At the outer level, a ZO method updates the full backbone model parameters efficiently, guided by the stable and informative inner-level adaptation. This full model finetuning enhances the model’s generalization ability, enables a more sophisticated understanding, and improves transfer to new tasks.

This clear separation enables efficient bilevel optimization, addressing the major drawbacks of pure ZO methods (slow convergence, prompt sensitivity) and pure PEFT methods (limited full-model adaptation). Extensive ablation studies empirically verify this synergy, demonstrating faster convergence and more robust performance.

## 1.1 Contributions

We summarize our main contributions as follows:

1. We propose Bilevel-ZOFO, a theoretically grounded and practical bilevel optimization method that enhances zeroth-order (ZO) optimization by selecting the best prompt and thereby improves ZO fine-tuning with first-order PEFT (FO-PEFT). At the same time, it strengthens PEFT by leveraging full fine-tuning through ZO updates.
2. Bilevel-ZOFO reduces ZO sensitivity to prompt choices and significantly accelerates convergence, achieving state-of-the-art performance with minimal memory overhead.
3. Extensive experiments confirm that Bilevel-ZOFO consistently outperforms existing FO-PEFT and ZO baselines across diverse tasks.
4. By updating the backbone with ZO and adapting only a tiny FO-PEFT block per task, our method couples full-capacity transfer with few-shot efficiency. We show that this design has strong potential for efficient meta-learning, demonstrating improved multi-task adaptation with minimal computational resources.

## 2 Related work

### 2.1 Zeroth-Order Methods in Fine-Tuning LLMs

MeZO [35] pioneered zeroth-order (ZO) fine-tuning for LLMs, demonstrating compatibility with both full-model and PEFT approaches while improving computational efficiency. Subsequent work provided a benchmark for ZO optimization methods [63], and expanded ZO applications to variance reduction [10], federated fine-tuning [41, 25], softmax layers [5], sparse tuning [14, 31], and privacy [51]. In contrast, we propose a bilevel training framework that unifies the strengths of ZO full-model and FO PEFT fine-tuning, outperforming both individually, while using as much resources.

### 2.2 First-Order Methods for Bilevel Optimization

Bilevel optimization is computationally demanding, especially for LLMs, due to the cost of computing hypergradients. Classical approaches rely on second-order methods [8, 9, 7, 23, 43, 12, 2, 32], while recent work [33, 46, 29, 21, 26, 18, 34] bypass the need for second-order information by reformulating the bilevel problem as a constrained optimization problem. We build on this by incorporating ZO approximations into the upper-level optimization to bypass full gradient computation for LLMs. These methods significantly reduce computational costs by eliminating the need for second-order information. Nevertheless, when fine tuning LLMs, back propagation for calculating the gradient

of an LLM is still too expensive. Liu et al. [29] and Lu and Mei [33] explore the convergence of their proposed methods to the original bilevel problem, while other approaches only demonstrate convergence to the penalized problem. In this paper, we adapt the method from Lu and Mei [33] to approximate part of the upper-level parameters using a ZO approximation in order to address the challenge posed by the large number of training parameters in large language models. We also provide convergence guarantees for this adapted zeroth-order-first-order method.

### 3 Bilevel Model with Zeroth-Order-First-Order Method

In this section, we introduce our bilevel model and the zeroth-order-first-order method for solving it.

#### 3.1 Preliminaries and Notation

Let  $\mathbf{p} \in \mathbb{R}^{d'}$  represent the parameters of the PEFT model, and  $\boldsymbol{\theta} \in \mathbb{R}^d$  represent the parameters of the pretrained base model. We denote the loss function given a dataset  $\mathcal{D}$  as  $F(\boldsymbol{\theta}, \mathbf{p}; \mathcal{D}) := \frac{1}{|\mathcal{D}|} \sum_{x \in \mathcal{D}} F(\boldsymbol{\theta}, \mathbf{p}; x)$ . Given a single downstream task, such as classification, we aim to solve the following optimization problem:

$$\min_{\boldsymbol{\theta} \in \mathbb{R}^d} F(\boldsymbol{\theta}, \mathbf{p}; \mathcal{D}). \quad (1)$$

Where  $\mathbf{p}$  corresponds to the embeddings of the hard prompt (as shown in Table 13 in the appendix of [35]), the model above reduces to classical fine-tuning on a single downstream task. In model (1), the parameters of the PEFT model,  $\mathbf{p}$ , are fixed.

To enhance generalization ability, we split the dataset  $\mathcal{D}$  into two parts: one for tuning the PEFT model (denoted by  $\mathcal{D}_p$ ) and another for fine-tuning the LLM (denoted by  $\mathcal{D}_f$ ). To maximize performance on downstream tasks, we need the optimal PEFT model parameters that are best suited for the current LLM base model. To achieve this, we require  $\mathbf{p}$  to satisfy the following condition:

$$\mathbf{p} \in \arg \min_{\mathbf{s} \in \mathbb{R}^{d'}} F(\boldsymbol{\theta}, \mathbf{s}; \mathcal{D}_p).$$

Here  $s$  is just the dummy optimization variable for the inner problem—i.e., a candidate PEFT-parameter vector over which we minimize to obtain the optimal  $p$  for the current  $\theta$  on  $\mathcal{D}_p$ .<sup>2</sup> This condition reveals that as the parameters  $\theta$  of the LLM change, the parameters  $\mathbf{p}$  in the PEFT model should also be updated accordingly to be the best match for  $\theta$ . Therefore, instead of solving (1), our true objective becomes:

$$\min_{\boldsymbol{\theta} \in \mathbb{R}^d} F(\boldsymbol{\theta}, \mathbf{p}; \mathcal{D}_f) \text{ s. t. } \mathbf{p} \in \arg \min_{\mathbf{s} \in \mathbb{R}^{d'}} F(\boldsymbol{\theta}, \mathbf{s}; \mathcal{D}_p). \quad (2)$$

In this way, we find the optimal pair of parameters for both the PEFT model and the LLM base model to achieve the best performance on downstream tasks.

#### 3.2 Bilevel Model

Eq. (2) is an instance of a bilevel optimization problem. To solve it, classical bilevel methods (as discussed in related work) view Eq. (2) as a single-level problem  $\min_{\boldsymbol{\theta}} F(\boldsymbol{\theta}, \mathbf{p})$ . Since  $\mathbf{p}$  is the minimizer of another optimization problem, these methods typically require computing the Hessian-vector product (matrix multiplication of  $\nabla_{\boldsymbol{\theta}\mathbf{p}} F(\boldsymbol{\theta}, \mathbf{p})$  and some vector  $v$ ) multiple times to estimate the gradient of  $F(\boldsymbol{\theta}, \mathbf{p})$  with respect to  $\boldsymbol{\theta}$ . However, for large language models (LLMs), this approach is computationally prohibitive because the number of parameters in  $\boldsymbol{\theta}$  is too large.

To reduce the computational cost, following [33], we consider using a penalty method for the bilevel problem (2). Specifically, (2) is equivalent to the following constrained optimization problem:

$$\min_{\boldsymbol{\theta} \in \mathbb{R}^d, \mathbf{p} \in \mathbb{R}^{d'}} F(\boldsymbol{\theta}, \mathbf{p}; \mathcal{D}_f) \text{ s.t. } F(\boldsymbol{\theta}, \mathbf{p}; \mathcal{D}_p) - \inf_{\mathbf{s}} F(\boldsymbol{\theta}, \mathbf{s}; \mathcal{D}_p) \leq 0. \quad (3)$$

By penalizing the constraint with a constant  $\lambda > 0$ , we obtain the following penalized problem:

$$\min_{\substack{\boldsymbol{\theta} \in \mathbb{R}^d \\ \mathbf{p} \in \mathbb{R}^{d'}}} F(\boldsymbol{\theta}, \mathbf{p}(\boldsymbol{\theta}); \mathcal{D}_f) + \lambda(F(\boldsymbol{\theta}, \mathbf{p}; \mathcal{D}_p) - \inf_{\mathbf{s} \in \mathbb{R}^{d'}} F(\boldsymbol{\theta}, \mathbf{s}; \mathcal{D}_p)). \quad (4)$$

---

<sup>2</sup> $s$  does not introduce new parameters. It only denotes the search variable of the inner minimization.

---

**Algorithm 1** Bilevel first-order method

---

```

1: Symbols:  $\theta \in \mathbb{R}^d$  (backbone params),  $\mathbf{p} \in \mathbb{R}^{d'}$  (PEFT params),  $\mathbf{s} \in \mathbb{R}^{d'}$  (aux inner variable),
    $G_\lambda(\theta, \mathbf{p}, \mathbf{s})$  (penalized objective),  $K$  (number of outer steps),  $T$  (number of inner steps between
   two outer steps),  $\eta > 0$  (inner LR),  $\zeta > 0$  (outer LR),  $\{\lambda_k\} \subseteq \mathbb{R}_+$  (penalty at step  $k$ ).
2: Input: step sizes  $\eta, \zeta > 0$ ; initial states  $\theta^0, \mathbf{p}^0, \mathbf{s}^0$ ;  $K, T \in \mathbb{N}_+$ ; penalty schedule  $\{\lambda_k\}_{k=0}^{K-1}$ .
3: for  $k = 0, \dots, K - 1$  do
4:   for  $t = 0, \dots, T - 1$  do
5:      $\mathbf{s}_{t+1}^k = \mathbf{s}_t^k - \eta \nabla_{\mathbf{s}} G_{\lambda_k}(\theta^k, \mathbf{p}^k, \mathbf{s}_t^k)$ 
6:   end for
7:    $\mathbf{s}^{k+1} \leftarrow \mathbf{s}_T^k$ 
8:    $\theta^{k+1} = \theta^k - \zeta \nabla_{\theta} G_{\lambda_k}(\theta^k, \mathbf{p}^k, \mathbf{s}^{k+1})$ 
9:    $\mathbf{p}^{k+1} = \mathbf{p}^k - \zeta \nabla_{\mathbf{p}} G_{\lambda_k}(\theta^k, \mathbf{p}^k, \mathbf{s}^{k+1})$ 
10: end for

```

---

As  $\lambda$  increases, the solution to the penalized problem approaches the solution to (3), and thus the solution to (2) (see Lemma B.4 for an explicit relationship between the stationary points of (4) and those of the original problem (2)). Note that the penalized problem (4) is equivalent to the following minimax problem:

$$\min_{\theta \in \mathbb{R}^d, \mathbf{p} \in \mathbb{R}^{d'}} \max_{\mathbf{s} \in \mathbb{R}^{d'}} G_\lambda(\theta, \mathbf{p}, \mathbf{s}) := F(\theta, \mathbf{p}(\theta); \mathcal{D}_f) + \lambda(F(\theta, \mathbf{p}; \mathcal{D}_p) - F(\theta, \mathbf{s}; \mathcal{D}_p)). \quad (5)$$

In this way, we can solve the bilevel problem as a minimax problem. The basic minimax algorithm works as follows: at iteration  $k$ , we first solve the maximization problem  $\max_{\mathbf{s}} G_\lambda(\theta^k, \mathbf{p}^k, \mathbf{s})$  with  $(\theta^k, \mathbf{p}^k)$  fixed. For example, we can update  $\mathbf{s}^k$  using an inner loop with stochastic gradient descent (SGD). Let  $\mathbf{s}^{k+1}$  be the result of this inner loop. Then, in the outer loop, we update  $(\theta^k, \mathbf{p}^k)$  by solving  $\min_{\theta, \mathbf{p}} G_\lambda(\theta, \mathbf{p}, \mathbf{s}^{k+1})$  with  $\mathbf{s}^{k+1}$  fixed. Again, SGD can be used to update  $\theta^k$  and  $\mathbf{p}^k$ . The conceptual algorithm is presented in Algorithm 1. We assume we do a total of  $K$  outer iterations and  $T$  inner iterations between each two consecutive outer steps.

However, note that

$$\nabla_{\theta} G_{\lambda_k}(\theta^k, \mathbf{p}^k, \mathbf{s}^k) = \nabla_{\theta} F(\theta^k, \mathbf{p}^k; \mathcal{D}_f) + \lambda_k(\nabla_{\theta} F(\theta^k, \mathbf{p}^k; \mathcal{D}_p) + \nabla_{\theta} F(\theta^k, \mathbf{s}^k; \mathcal{D}_p)), \quad (6)$$

requires calculating the gradient with respect to  $\theta$ , i.e.  $\nabla_{\theta} F(\theta^k, \mathbf{p}^k; \mathcal{D}_f)$ . Given the large scale of  $\theta$  in LLMs, this is computationally expensive. To avoid this, we use zeroth-order (ZO) information to approximate the gradient  $\nabla_{\theta} G$ . Following [35, 63, 14], we employ the Simultaneous Perturbation Stochastic Approximation (SPSA) as a classical zeroth-order gradient estimator. Specifically, at each iteration  $k$ , we sample  $\mathbf{z}^k \sim N(0, I_d)$ , recalling that  $d$  is the dimension of  $\theta$ . We then approximate the gradient  $\nabla_{\theta} F$  as follows:

$$\hat{\nabla}_{\theta} F(\theta^k, \mathbf{p}^k; x) := \frac{F(\theta^k + \epsilon \mathbf{z}^k, \mathbf{p}^k; x) - F(\theta^k - \epsilon \mathbf{z}^k, \mathbf{p}^k; x)}{2\epsilon} \mathbf{z}^k. \quad (7)$$

As opposed to the number of LLM parameters  $\theta$ , the number of PEFT parameters  $\mathbf{p}$  is very small. So it is feasible to compute the exact gradient with respect to  $\mathbf{p}$ . Thus, we calculate  $\nabla_{\mathbf{p}} F(\theta, \mathbf{p}; \mathcal{B})$  exactly.

Additionally, in each iteration  $k$ , we sample mini-batches  $\mathcal{B}_f^k$  and  $\mathcal{B}_p^k$  and use  $\hat{\nabla}_{\theta} F(\theta^k, \mathbf{p}^k; \mathcal{B})$  to substitute  $\nabla_{\theta} F(\theta^k, \mathbf{p}^k; \mathcal{D}_f)$  and  $\nabla_{\theta} F(\theta^k, \mathbf{p}^k; \mathcal{D}_p)$  in (6). We also use mini-batches when calculating the gradients with respect to the PEFT parameters  $\mathbf{s}$  and  $\mathbf{p}$ .

This approach leads to the final algorithm (Algorithm 2 and Figure 5) for fine-tuning LLMs using the bilevel model (2). We refer to this method as the Bilevel Zeroth-Order-First-Order (Bilevel ZOFO) method. In Appendix B, we show that Bilevel ZOFO converges at a rate of  $O(\epsilon^{-2})$  under widely accepted assumptions.<sup>3</sup> The complexity of Bilevel ZOFO matches that in previous ZO

<sup>3</sup>In our theorem, we assume strong convexity on the lower level objective function, as is common in other theoretical work on bilevel optimization. While strong convexity facilitates theoretical analysis, our experiments demonstrate that the method remains robust even when this condition is not strictly satisfied.

---

**Algorithm 2** Bilevel Zeroth-order-first-order Method (Bilevel ZOFO)

---

- 1: **Symbols:**  $\theta \in \mathbb{R}^d$  (backbone params),  $\mathbf{p} \in \mathbb{R}^{d'}$  (PEFT params),  $\mathbf{s} \in \mathbb{R}^{d'}$  (aux inner variable),  $F(\theta, \mathbf{p}; \mathcal{D})$  (avg. loss over data  $\mathcal{D}$ ),  $\hat{\nabla}_{\theta} F$  (ZO grad. estimator; see (7)),  $\mathcal{D}_{\mathbf{p}}$  (inner dataset),  $\mathcal{D}_f$  (outer dataset),  $B$  (mini-batch size),  $K$  (number of outer steps),  $T$  (number of inner steps between two outer steps),  $\eta > 0$  (inner LR),  $\zeta > 0$  (outer LR),  $\{\lambda_k\} \subseteq \mathbb{R}_+$  (penalty schedule).
  - 2: **Input:** step sizes  $\eta, \zeta > 0$ ; batch size  $B$ ; datasets  $\mathcal{D}_{\mathbf{p}}, \mathcal{D}_f$ ; initial states  $\theta^0, \mathbf{p}^0, \mathbf{s}^0$ ;  $K, T \in \mathbb{N}_+$ ; penalty  $\{\lambda_k\}_{k=0}^{K-1}$ .
  - 3: **for**  $k=0, \dots, K$  **do**
  - 4:   **for**  $t=0, \dots, T-1$  **do**
  - 5:     Sample a batch  $\mathcal{B}_{t, \mathbf{p}}^k$  from  $\mathcal{D}_{\mathbf{p}}$ .
  - 6:     Let  $\mathbf{s}_{t+1}^k = \mathbf{s}_t^k - \eta \nabla_{\mathbf{s}} F(\theta^k, \mathbf{s}_t^k; \mathcal{B}_{t, \mathbf{p}}^k)$
  - 7:     Output  $\mathbf{s}^{k+1} = \mathbf{s}_T^k$ .
  - 8:   **end for**
  - 9:   Sample a batch  $\{\mathcal{B}_f^k\}$  from  $\mathcal{D}_f$  and  $\{\mathcal{B}_{\mathbf{p}}^k\}$  from  $\mathcal{D}_{\mathbf{p}}$ .
  - 10:   For  $x \in \mathcal{B}_{\mathbf{p}}^k \cup \mathcal{B}_f^k$ , calculate  $\hat{\nabla}_{\theta} F(\theta^k, \mathbf{p}^k; x)$  following (7).
  - 11:   Let
 
$$\mathbf{p}^{k+1} = \mathbf{p}^k - \zeta (\nabla_{\mathbf{p}} F(\theta^k, \mathbf{p}^k; \mathcal{B}_f^k) + \lambda_k (\nabla_{\mathbf{p}} F(\theta^k, \mathbf{p}^k; \mathcal{B}_{\mathbf{p}}^k))) \quad (8)$$

$$\theta^{k+1} = \theta^k - \zeta (\hat{\nabla}_{\theta} F(\theta^k, \mathbf{p}^k; \mathcal{B}_f^k) + \lambda_k (\hat{\nabla}_{\theta} F(\theta^k, \mathbf{p}^k; \mathcal{B}_{\mathbf{p}}^k) - \hat{\nabla}_{\theta} F(\theta^k, \mathbf{s}^{k+1}; \mathcal{B}_{\mathbf{p}}^k))) \quad (9)$$
  - 12: **end for**
- 

minimax algorithm in [55] but solves our bilevel optimization problem (2) and does not depend on the dimensionality  $d$  thanks to the efficient rank assumption B.5, providing efficiency guarantee for our algorithm.

## 4 Experiments

We conduct extensive experiments on various LLMs of different scales to demonstrate the effectiveness of bilevel-ZOFO in improving current zeroth order methods and PEFT. We also conduct experiments in testing its potential in meta training. Noticing that our proposed structure is able to incorporate any variation of zeroth-order methods in the upper-level step and any PEFT method in the lower level, to maintain focus on testing the effectiveness of the proposed bilevel structure and its unique multitask learning capabilities, we used the classic MeZO [35].

### 4.1 Single Task Experiments

#### 4.1.1 Experimental Setting

Following MeZO [35], we evaluate our approach on a range of classification and multiple-choice tasks. In this setting, training and testing are conducted on the same task. We employ prompt-tuning [22], prefix-tuning [24], and LoRA [16]- well-known PEFT baselines-for lower-level training to validate bilevel-ZOFO under different conditions and resource constraints. During each lower-level update, we update only the PEFT parameters, and during the upper-level optimization step, we tune the full model using zeroth-order gradient approximation. We perform 10 lower-level updates between each pair of upper-level updates. For each task, we randomly sample 1000 examples for training, 500 examples for validation, and 1000 examples for testing. We use the Adam optimizer [20] and report test accuracy or F1-score.

We compare our method against several baselines, including MeZO for Full Model Fine-tuning, MeZO for PEFT, and First-order PEFT. We fix the total memory budget of each step across bilevel-ZOFO and the baselines. We train zeroth-order methods for 10,000 steps, and first-order methods

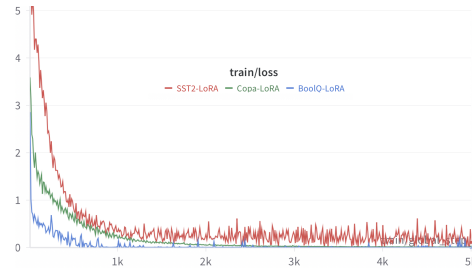


Figure 2: Training loss for the lower-level objective of the bilevel framework with Lora as the PEFT model.

Trainer	Mode	BoolQ	CB	Copa	ReCoRD	RTE	SST2	WIC	WinoGrande	WSC	Average
MeZO	ft	0.6927	0.7767	0.7000	0.6980	0.6587	0.8214	0.5543	0.5480	0.5054	0.6617
	lora	0.6860	0.7607	0.7200	0.7083	0.6755	0.8501	0.5549	0.5607	0.5570	0.6748
	prefix	0.6573	0.7945	0.7033	0.7047	0.6972	0.8218	0.5622	0.5370	0.5105	0.6654
	prompt	0.6260	0.5821	0.7067	0.7070	0.5415	0.7463	0.5574	0.5556	0.4654	0.6098
	average	0.6655	0.7285	0.7075	0.7045	0.6432	0.8099	0.5572	0.5503	0.5096	0.6529
FO	lora	0.7456	0.8512	0.7500	0.7206	0.7292	0.9258	0.6463	0.5806	0.6474	0.7330
	prefix	0.7300	0.8571	0.7167	0.7093	0.7136	0.8133	0.5387	0.5787	0.5705	0.6920
	prompt	0.7150	0.7142	0.7466	0.7163	0.6936	0.8016	0.5386	0.5980	0.5062	0.6700
	average	0.7302	0.8075	0.7378	0.7154	0.7121	0.8470	0.5745	<b>0.5857</b>	0.5747	0.6977
Ours	lora	0.7433	0.9167	0.7400	0.7183	0.7401	0.9331	0.6447	0.5903	0.6428	0.7410
	prefix	0.7340	0.8690	0.7267	0.7140	0.7304	0.8550	0.6317	0.5710	0.5810	0.7125
	prompt	0.7367	0.7679	0.7633	0.7257	0.6867	0.8335	0.6267	0.5900	0.5133	0.6938
	average	<b>0.7380</b>	<b>0.8512</b>	<b>0.7433</b>	<b>0.7193</b>	<b>0.7191</b>	<b>0.8739</b>	<b>0.6344</b>	0.5838	<b>0.5790</b>	0.7158

Table 2: Single-Task Experiments on OPT-1.3B with 1000 samples. Values correspond to mean across three random seeds. FO: First-Order. FT: full-model fine-tuning. See Table 7 in the Appendix for standard deviation values.

for 5000 steps. For all experimental details, refer to the Appendix D.1. We also provide the training loss for the lower-level objective of the bilevel framework in Figure 2 to show that consistent with the guarantees provided by our theoretical analysis in Section B, Bilevel-ZOFO converges. See Appendix D.2 for more details.

#### 4.1.2 Results

**Bilevel-ZOFO mitigates MeZO’s sensitivity to task prompts:** We present experimental results demonstrating that Bilevel-ZOFO significantly reduces the prompt sensitivity observed in MeZO. Following the setup of Table 5 in the MeZO paper [35], we evaluate both MeZO and Bilevel-ZOFO in two scenarios: 1- where a simple task prompt is prepended to each input versus 2- where no such prompt is used. Table 1 reports results for tuning OPT-1.3B on SST-2 and COPA using LoRA as the PEFT method. Our findings show that Bilevel-ZOFO is markedly less sensitive to prompt variations than MeZO; the performance gap between prompted and unprompted settings is substantially smaller for Bilevel-ZOFO.

Method	Task	w/ prompt (%)	w/o prompt (%)	Diff.
MeZO	SST-2	89.6	51.9	<b>-38.6</b>
	COPA	70.0	54.8	<b>-15.2</b>
Ours	SST-2	93.3	92.9	<b>-0.4</b>
	COPA	76.7	73.6	<b>-3.1</b>

Table 1: Prompt sensitivity comparison for MeZO and Bilevel-ZOFO. Bilevel-ZOFO effectively mitigates the extreme sensitivity of MeZO to adding task prompts to inputs.

Table 2 presents the test metrics when applying bilevel-ZOFO and baselines to fine-tune OPT-1.3B [62] on a downstream task. Table 3 demonstrates the results for Llama2-7b [52]. We can make the following observations:

**Bilevel-ZOFO offers a better training speed - accuracy tradeoff than MeZO** Bilevel-ZOFO outperforms MeZO, even when trained for half the number of iterations across almost all tasks, thus offering a better training duration-performance trade-off than MeZO (Also see Figure 1) .

**Bilevel-ZOFO outperforms FO PEFT on most tasks and on average:** From Table 2 and Table 3, we see that bilevel-ZOFO outperforms the corresponding FO-PEFT methods **across most instances** and **on average**, comparing each FO PEFT setting with the corresponding bilevel-ZOFO setting. This is while using the same level of memory as FO PEFT.

**Bilevel-ZOFO scales effectively to larger LLMs:** Figure 1 and Table 3 shows that bilevel-ZOFO’s advantages are not confined to smaller models like OPT-1.3b, but also extend to larger LLMs.

#### 4.1.3 Memory Profiling and Wall Clock Time Analysis

Figure 3 demonstrates the memory profiling of Bilevel-ZOFO, MeZO and First-order prefix tuning on four different tasks. Memory consumption of MeZO and first-order PEFT meth-

Trainer	Mode	BoolQ	ReCoRD	SQuAD	SST2	Average
MeZO	ft	0.7915	0.7890	0.7737	0.8646	0.8047
	lora	0.8020	0.7970	0.7412	0.8529	0.7983
	prefix	0.7830	0.7905	0.7093	0.8364	0.7798
	prompt	0.7787	0.7935	0.7014	0.8246	0.7746
	average	0.7888	0.7925	0.7489	0.8397	0.7825
FO	lora	0.8420	0.7920	0.8197	0.9557	0.8524
	prefix	0.7783	0.8013	0.7946	0.9243	0.8246
	prompt	0.8083	0.8023	0.7805	0.9284	0.8299
	average	0.8095	0.7985	0.7983	0.9361	0.8356

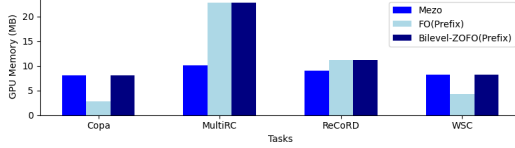


Figure 3: Memory consumption of baselines and Bilevel-ZOFO for OPT1.3B (batch size 8, A6000ada 48GB). Bilevel-ZOFO demonstrates memory usage comparable to both baselines.

Task	MeZO	FO	Bilevel-ZOFO
Copa	0.299	0.127	0.135
MultiRC	0.622	0.474	0.502
WSC	0.278	0.120	0.164

Table 4: Wallclock time per step of baselines and Bilevel-ZOFO when fine-tuning OPT1.3B. Values are averaged over 3 runs using a batch size of 8 on a single A6000ada 48GB GPU.

ods varies across tasks, with one occasionally surpassing the other. Each lower-level update in our method matches that of the corresponding PEFT method. Similarly, each upper-level update requires the greater memory usage between MeZO and PEFT under comparable settings. As a result, the total memory requirement of our method corresponds to the maximum memory usage of the PEFT and MeZO experiments. Nonetheless, as demonstrated in Table 2 and 3 and Figure 1, our method outperforms both PEFT and MeZO on most cases and on average.

We also present a wall-clock time analysis of bilevel-ZOFO compared to the baseline. As shown in Table 4, similar to MeZO [35], we observe that zeroth-order steps exhibit higher latency compared to first-order steps. The results indicate that our bilevel-ZOFO achieves comparable delays to the FO-PEFT method while significantly reducing step duration compared to MeZO. Moreover, as highlighted in Table 2, bilevel-ZOFO outperforms both methods on average.

## 4.2 Ablations

### 4.2.1 Effect of Hyper-parameters

We perform an ablation study by varying the regularization parameter  $\lambda$  (as defined in Equation (5)) and the number of lower-level training steps between each pair of upper-level updates. Figure 4 shows the results. From Figure 4a, the effect  $\lambda$  appears to be non-linear, indicating the need to find an optimal balance. Nonetheless, a moderate value like 10 or 100 seems to work reasonably well on all tasks. As anticipated, Figure 4b demonstrates that performance generally degrades when the total number of upper-level updates is reduced, suggesting there is a trade-off between latency and performance. While more upper-level updates improve results, they also extend the overall training time. We also analyze different data splits for lower and upper level training. The 1:2 split generally performs well, though effectiveness varies by task. Using a separate upper-level dataset, rather than sharing data across both levels, allows our method to adapt more quickly to new tasks in meta-learning.

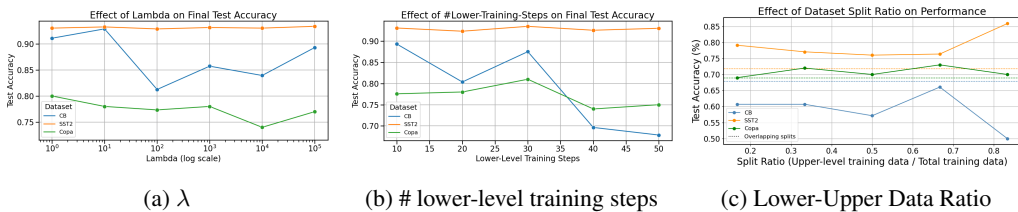


Figure 4: Ablation over  $\lambda$  in (5), the number of lower-level training steps before each upper-level update, and the ratio of lower/upper data.



#### 4.2.2 Effect of Design Choice

Full-model tuning is only practical via zeroth-order (ZO) optimization due to the high cost of first-order (FO) methods in large models, a core assumption of this work. To address MeZO’s sensitivity and slow convergence while leveraging the strengths of FO PEFT, we propose a hybrid bilevel approach that applies FO to PEFT parameters and ZO to the base model. This section evaluates the benefits of using exact gradients for PEFT. Table 5 compares Bilevel-ZOFO with Bilevel-ZOZO, MeZO, and FO PEFT across four benchmarks, demonstrating the gains from both FO usage and the bilevel structure.

To ensure that performance gains are not simply due to tuning more parameters, we compare against a Two-Stage Pipeline baseline that is identical to Bilevel-ZOFO in parameter count, memory, and runtime. It applies FO prompt tuning for the same number of steps as Bilevel-ZOFO’s lower level, followed by ZO tuning for the same number of upper-level steps. As shown in Table 5, only the bilevel formulation yields significant improvements, reinforcing the importance of the optimization structure. See Appendix D.2.1 for a detailed discussion.

Method	BoolQ	CB	COPA	SST2
MeZO	0.6927	0.7767	0.7000	0.8214
FO PEFT	0.7150	0.7142	0.7466	0.8016
Bilevel-ZOZO	0.6280	0.6092	0.7146	0.7633
Two-Stage Pipeline	0.7060	0.6786	0.7433	0.8016
Jointly Optimized	0.7209	0.7500	0.7466	0.8148
Bilevel-ZOFO	<b>0.7367</b>	<b>0.7679</b>	<b>0.7633</b>	<b>0.8335</b>

Table 5: Ablation studies of the effect of different design choices of bilevel-ZOFO as well as gains from the bilevel structure itself.

We also compare with a baseline which jointly optimizes the base model parameters and PEFT parameters together with the same objective function Eq. 1 (Jointly Optimized row in Table 5). While this baseline could slightly outperform MeZO and FO PEFT, it still falls short of our bilevel method, reinforcing our approach’s benefits, although it is more resource consuming and has strictly longer steps due to ZO gradient estimation at every iteration.

#### 4.3 Adopting Bilevel ZOFO to Meta-learning

Following Min et al. [36], we evaluate the performance of bilevel-ZOFO as a fast and efficient meta-learning algorithm. We perform experiments using four of the distinct meta-learning settings: classification-to-classification, non-classification-to-classification, QA-to-QA, and non-QA-to-QA. For instance, in non-classification-to-classification setting, we train on a number of non-classification subtasks and test on a number of distinct classification subtasks. Each of these *meta-learning tasks* includes a set of training sub-tasks and a different set of test sub-tasks. The sub-tasks are sourced from CROSSFIT [57] and UNIFIEDQA [19], comprising a total of 142 unique sub-tasks. These sub-tasks cover a variety of problems, including text classification and question answering all in English. We use GPT2-Large [42] as the base model for these experiments.

We compare our method against several baseline approaches:

- **MetaICL** [36]: A method for meta-learning with in-context learning. MetaICL tunes all the parameters of the base model using the first-order method. In both training and testing, the model is given  $k$  demonstration examples,  $(a_1, b_1), \dots, (a_k, b_k)$ , where  $b_i$  represents either classification labels or possible answers in question-answering tasks, along with one test example  $(a, b)$ . The input is formed by concatenating the demonstration examples  $a_1, b_1, \dots, a_k, b_k, a$ . The model then computes the conditional probability of each label, and the label with the highest probability is selected as the prediction.
- **Zero-shot**: This method uses the pretrained language model (LM) without any tuning, performing zero-shot inference without any demonstration examples.
- **In-context Learning (ICL)**: This method uses the pretrained LM with in-context learning by conditioning on a concatenation of  $k$  demonstration examples and 1 actual test sample similar to MetaICL.

We sample 768 examples from each training sub-task. We train MetaICL in their original setting for 30,000 steps. To train our method, we split the training dataset of each sub-task to two subsets, 256 samples as the development dataset for upper-level updates and 512 samples for lower-level training. For each outer iteration of our method, we randomly sample a subset of 5 training tasks. We perform 10 lower-level updates between each pair of upper-level updates. To keep bilevel-ZOFO as lightweight as possible, unlike MetaICL, we DO NOT include demonstration examples in the

Method	Training			Inference Tokens / Sample	class	non_class	qa	non_qa
	FLOPS	Peak Mem(bs=1)	Step Duration		→ class	→ class	→ qa	→ qa
Zero-shot	0	-	-	X	34.2	34.2	40.2	40.2
Few-shot	0	-	-	~ 5X	34.9 (1.4)	34.9 (1.4)	40.5 (0.3)	40.5 (0.4)
MetaICL	$1.1354 \times 10^{18}$	32GB	0.48s	~ 5X	46.4 (1.1)	37.7 (1.7)	<b>45.5</b> (0.3)	40.2 (0.6)
Ours (Zero-shot)	$1.2485 \times 10^{18}$	12GB	0.18s	X	34.5	34.3	41.8	40.4
Ours(Tuned)	$1.2493 \times 10^{18}$	12GB	0.19s	X	<b>47.1</b>	<b>42.4</b>	43.5 (1.3)	<b>41.9</b>

Table 6: Multi-task Meta learning results using GPT2-Large as the base model. Values correspond to the mean and standard deviation over 5 test seeds which include different demonstration samples for each test task. class: Classification, qa: Question Answering

inputs. Since bilevel-ZOFO uses significantly less memory and has much faster updates compared to MetaICL, theoretically we are able to train it for many more iterations within the same total training duration as MetaICL. However, due to resource constraints, we only train bilevel-ZOFO for 50,000 iterations. Similar to [35], we did not observe a plateau in performance for bilevel-ZOFO, indicating that further training can yield additional improvements.

For both ICL and MetaICL, during the testing phase the model is given  $k = 4$  demonstration examples for each test data point. We don’t use demonstration examples in test samples for bilevel-ZOFO evaluation. We evaluate the zero-shot capabilities of our method as well as the performance of the final model LoRA-tuned for 10 additional iterations on 4 demonstration samples from each class of each test sub-task. Similar to [36], we report **Macro-averaged F1** as the evaluation metric. See Appendix D.3 for all training details.

Table 6 presents the meta-learning results. We observe that in zero-shot setting, bilevel-ZOFO (ours(zeroshot)) outperforms zero-shot on all tasks. Note that although ICL and MetaICL perform better than ours (zero-shot) 1)MetaICL fine-tunes the entire base model using first-order methods, which incurs a significantly higher computational cost. 2)both ICL and MetaICL with  $k = 4$  demonstration examples take 4 times more time to do inference than our method with no demonstration examples. Nonetheless, after a lightweight 10-iteration LoRA fine-tuning phase, bilevel-ZOFO(ours(tuned)) surpasses ICL and MetaICL on nearly every hyper-task, highlighting its strong potential as a meta-learning algorithm.

## 5 Conclusions

In this work, we introduced a novel bilevel optimization framework designed to mitigate the downsides of PEFT and zeroth-order full model fine-tuning. We propose a new method that is more efficient than existing bilevel methods and thus more suitable for tuning full pre-trained large language models. Bilevel-ZOFO preserves PEFT and ZO-like peak memory, reaches target accuracy in fewer iterations than ZO (yielding 2–4× faster time-to-target despite multi-forward ZO steps), and matches or surpasses FO-PEFT at similar per-step cost—offering a practical accuracy–efficiency trade-off for resource-constrained fine-tuning. Theoretically, we provide convergence guarantees for this new method. Empirically, we show that this method outperforms both zeroth-order and FO PEFT methods in single task settings. Additionally, we show this method is effective and efficient when adapted to do multi-task learning. With competitive and even better performance compared to existing meta-training methods, our method offers a significantly cheaper training process.

## 6 Acknowledgments

This work was made possible by NSF IIS 2347592, 2348169, DBI 2405416, CCF 2348306, CNS 2347617.

## References

- [1] Nader Asadi, Mahdi Beitollahi, Yasser H. Khalil, Yinchuan Li, Guojun Zhang, and Xi Chen. Does combining parameter-efficient modules improve few-shot transfer accuracy? *CoRR*, abs/2402.15414, 2024. doi: 10.48550/ARXIV.2402.15414. URL <https://doi.org/10.48550/arXiv.2402.15414>.

- [2] Ziyi Chen, Bhavya Kailkhura, and Yi Zhou. A fast and convergent proximal algorithm for regularized nonconvex and nonsmooth bi-level optimization. *arXiv preprint arXiv:2203.16615*, 2022.
- [3] Christopher Clark, Kenton Lee, Ming-Wei Chang, Tom Kwiatkowski, Michael Collins, and Kristina Toutanova. Boolq: Exploring the surprising difficulty of natural yes/no questions. *arXiv preprint arXiv:1905.10044*, 2019.
- [4] Yichuan Deng, Zhihang Li, Sridhar Mahadevan, and Zhao Song. Zero-th order algorithm for softmax attention optimization. *CoRR*, abs/2307.08352, 2023. doi: 10.48550/ARXIV.2307.08352. URL <https://doi.org/10.48550/arXiv.2307.08352>.
- [5] Yichuan Deng, Zhihang Li, Sridhar Mahadevan, and Zhao Song. Zero-th order algorithm for softmax attention optimization. *CoRR*, abs/2307.08352, 2023. doi: 10.48550/ARXIV.2307.08352. URL <https://doi.org/10.48550/arXiv.2307.08352>.
- [6] John C. Duchi, Michael I. Jordan, Martin J. Wainwright, and Andre Wibisono. Optimal rates for zero-order convex optimization: The power of two function evaluations. *IEEE Trans. Inf. Theory*, 61(5):2788–2806, 2015. doi: 10.1109/TIT.2015.2409256. URL <https://doi.org/10.1109/TIT.2015.2409256>.
- [7] Chelsea Finn, Pieter Abbeel, and Sergey Levine. Model-agnostic meta-learning for fast adaptation of deep networks. In *Proceedings of the 34th International Conference on Machine Learning, ICML 2017, Sydney, NSW, Australia, 6-11 August, 2017*.
- [8] Luca Franceschi, Michele Donini, Paolo Frasconi, and Massimiliano Pontil. Forward and reverse gradient-based hyperparameter optimization. In *Proceedings of the 34th International Conference on Machine Learning, ICML 2017, Sydney, NSW, Australia, 6-11 August, 2017*.
- [9] Luca Franceschi, Paolo Frasconi, Saverio Salzo, Riccardo Grazi, and Massimiliano Pontil. Bilevel programming for hyperparameter optimization and meta-learning. In *Proceedings of the 35th International Conference on Machine Learning, ICML 2018, Stockholmsmässan, Stockholm, Sweden, July 10-15, 2018*.
- [10] Tanmay Gautam, Youngsuk Park, Hao Zhou, Parameswaran Raman, and Wooseok Ha. Variance-reduced zeroth-order methods for fine-tuning language models. In *Forty-first International Conference on Machine Learning, ICML 2024, Vienna, Austria, July 21-27, 2024*. OpenReview.net, 2024. URL <https://openreview.net/forum?id=VH04nE7v41>.
- [11] Saeed Ghadimi and Guanghui Lan. Stochastic first- and zeroth-order methods for nonconvex stochastic programming. *SIAM J. Optim.*, 23(4):2341–2368, 2013. doi: 10.1137/120880811. URL <https://doi.org/10.1137/120880811>.
- [12] Saeed Ghadimi and Mengdi Wang. Approximation methods for bilevel programming. *arXiv preprint arXiv:1802.02246*, 2018.
- [13] Ruohao Guo, Wei Xu, and Alan Ritter. Meta-tuning llms to leverage lexical knowledge for generalizable language style understanding. In Lun-Wei Ku, Andre Martins, and Vivek Srikumar, editors, *Proceedings of the 62nd Annual Meeting of the Association for Computational Linguistics (Volume 1: Long Papers), ACL 2024, Bangkok, Thailand, August 11-16, 2024*, pages 13708–13731. Association for Computational Linguistics, 2024. URL <https://aclanthology.org/2024.acl-long.740>.
- [14] Wentao Guo, Jikai Long, Yimeng Zeng, Zirui Liu, Xinyu Yang, Yide Ran, Jacob R. Gardner, Osbert Bastani, Christopher De Sa, Xiaodong Yu, Beidi Chen, and Zhaozhuo Xu. Zeroth-order fine-tuning of llms with extreme sparsity. *CoRR*, abs/2406.02913, 2024. doi: 10.48550/ARXIV.2406.02913. URL <https://doi.org/10.48550/arXiv.2406.02913>.
- [15] Neil Houlsby, Andrei Giurgiu, Stanislaw Jastrzebski, Bruna Morrone, Quentin de Laroussilhe, Andrea Gesmundo, Mona Attariyan, and Sylvain Gelly. Parameter-efficient transfer learning for NLP. In Kamalika Chaudhuri and Ruslan Salakhutdinov, editors, *Proceedings of the 36th International Conference on Machine Learning, ICML 2019, 9-15 June 2019, Long Beach, California, USA*, volume 97 of *Proceedings of Machine Learning Research*, pages 2790–2799. PMLR, 2019. URL <http://proceedings.mlr.press/v97/houlsby19a.html>.
- [16] Edward J. Hu, Yelong Shen, Phillip Wallis, Zeyuan Allen-Zhu, Yuanzhi Li, Shean Wang, Lu Wang, and Weizhu Chen. Lora: Low-rank adaptation of large language models. In *The Tenth International Conference on Learning Representations, ICLR 2022, Virtual Event, April 25-29, 2022*. OpenReview.net, 2022. URL <https://openreview.net/forum?id=nZeVKeeFYf9>.
- [17] Chengsong Huang, Qian Liu, Bill Yuchen Lin, Tianyu Pang, Chao Du, and Min Lin. Lorahub: Efficient cross-task generalization via dynamic lora composition. *CoRR*, abs/2307.13269, 2023. doi: 10.48550/ARXIV.2307.13269. URL <https://doi.org/10.48550/arXiv.2307.13269>.

- [18] Kaiyi Ji, Junjie Yang, and Yingbin Liang. Bilevel optimization: Convergence analysis and enhanced design. In Marina Meila and Tong Zhang, editors, *Proceedings of the 38th International Conference on Machine Learning*, volume 139 of *Proceedings of Machine Learning Research*, pages 4882–4892. PMLR, 18–24 Jul 2021.
- [19] Daniel Khoshnab, Sewon Min, Tushar Khot, Ashish Sabharwal, Oyvind Tafjord, Peter Clark, and Hannaneh Hajishirzi. Unifiedqa: Crossing format boundaries with a single QA system. In Trevor Cohn, Yulan He, and Yang Liu, editors, *Findings of the Association for Computational Linguistics: EMNLP 2020, Online Event, 16-20 November 2020*, volume EMNLP 2020 of *Findings of ACL*, pages 1896–1907. Association for Computational Linguistics, 2020. doi: 10.18653/V1/2020.FINDINGS-EMNLP.171. URL <https://doi.org/10.18653/v1/2020.findings-emnlp.171>.
- [20] Diederik P. Kingma and Jimmy Ba. Adam: A method for stochastic optimization. In Yoshua Bengio and Yann LeCun, editors, *3rd International Conference on Learning Representations, ICLR 2015, San Diego, CA, USA, May 7-9, 2015, Conference Track Proceedings*, 2015. URL <http://arxiv.org/abs/1412.6980>.
- [21] Jeongyeol Kwon, Dohyun Kwon, Stephen Wright, and Robert D. Nowak. A fully first-order method for stochastic bilevel optimization. In Andreas Krause, Emma Brunskill, Kyunghyun Cho, Barbara Engelhardt, Sivan Sabato, and Jonathan Scarlett, editors, *International Conference on Machine Learning, ICML 2023, 23-29 July 2023, Honolulu, Hawaii, USA*, volume 202 of *Proceedings of Machine Learning Research*, pages 18083–18113. PMLR, 2023. URL <https://proceedings.mlr.press/v202/kwon23c.html>.
- [22] Brian Lester, Rami Al-Rfou, and Noah Constant. The power of scale for parameter-efficient prompt tuning. In Marie-Francine Moens, Xuanjing Huang, Lucia Specia, and Scott Wen-tau Yih, editors, *Proceedings of the 2021 Conference on Empirical Methods in Natural Language Processing, EMNLP 2021, Virtual Event / Punta Cana, Dominican Republic, 7-11 November, 2021*, pages 3045–3059. Association for Computational Linguistics, 2021. doi: 10.18653/V1/2021.EMNLP-MAIN.243. URL <https://doi.org/10.18653/v1/2021.emnlp-main.243>.
- [23] Junyi Li, Bin Gu, and Heng Huang. A fully single loop algorithm for bilevel optimization without hessian inverse. In *Thirty-Sixth AAAI Conference on Artificial Intelligence, AAAI 2022, Thirty-Fourth Conference on Innovative Applications of Artificial Intelligence, IAAI 2022, The Twelveth Symposium on Educational Advances in Artificial Intelligence, EAAI 2022 Virtual Event, February 22 - March 1, 2022*.
- [24] Xiang Lisa Li and Percy Liang. Prefix-tuning: Optimizing continuous prompts for generation. In Chengqing Zong, Fei Xia, Wenjie Li, and Roberto Navigli, editors, *Proceedings of the 59th Annual Meeting of the Association for Computational Linguistics and the 11th International Joint Conference on Natural Language Processing, ACL/IJCNLP 2021, (Volume 1: Long Papers), Virtual Event, August 1-6, 2021*, pages 4582–4597. Association for Computational Linguistics, 2021. URL <https://doi.org/10.18653/v1/2021.acl-long.353>.
- [25] Zhenqing Ling, Daoyuan Chen, Liuyi Yao, Yaliang Li, and Ying Shen. On the convergence of zeroth-order federated tuning for large language models. In Ricardo Baeza-Yates and Francesco Bonchi, editors, *Proceedings of the 30th ACM SIGKDD Conference on Knowledge Discovery and Data Mining, KDD 2024, Barcelona, Spain, August 25-29, 2024*, pages 1827–1838. ACM, 2024. doi: 10.1145/3637528.3671865. URL <https://doi.org/10.1145/3637528.3671865>.
- [26] Bo Liu, Mao Ye, Stephen Wright, Peter Stone, and Qiang Liu. Bome! bilevel optimization made easy: A simple first-order approach. In Sanmi Koyejo, S. Mohamed, A. Agarwal, Danielle Belgrave, K. Cho, and A. Oh, editors, *Advances in Neural Information Processing Systems 35: Annual Conference on Neural Information Processing Systems 2022, NeurIPS 2022, New Orleans, LA, USA, November 28 - December 9, 2022*, 2022.
- [27] Chenxi Liu, Junjie Liang, Yuqi Jia, Bochuan Cao, Yang Bai, Heng Huang, and Xun Chen. Explore data left behind in reinforcement learning for reasoning language models. *arXiv preprint arXiv:2511.04800*, 2025.
- [28] Chenxi Liu, Tianyi Xiong, Yanshuo Chen, Ruibo Chen, Yihan Wu, Junfeng Guo, Tianyi Zhou, and Heng Huang. Modality-balancing preference optimization of large multimodal models by adversarial negative mining. *arXiv preprint arXiv:2506.08022*, 2025.
- [29] Risheng Liu, Zhu Liu, Wei Yao, Shangzhi Zeng, and Jin Zhang. Moreau envelope for nonconvex bilevel optimization: A single-loop and hessian-free solution strategy. *CoRR*, abs/2405.09927, 2024. doi: 10.48550/ARXIV.2405.09927. URL <https://doi.org/10.48550/arXiv.2405.09927>.
- [30] Sijia Liu, Pin-Yu Chen, Bhavya Kaikhura, Gaoyuan Zhang, Alfred O. Hero III, and Pramod K. Varshney. A primer on zeroth-order optimization in signal processing and machine learning: Principals, recent advances, and applications. *IEEE Signal Process. Mag.*, 37(5):43–54, 2020. doi: 10.1109/MSP.2020.3003837. URL <https://doi.org/10.1109/MSP.2020.3003837>.

- [31] Yong Liu, Zirui Zhu, Chaoyu Gong, Minhao Cheng, Cho-Jui Hsieh, and Yang You. Sparse mezo: Less parameters for better performance in zeroth-order LLM fine-tuning. *CoRR*, abs/2402.15751, 2024. doi: 10.48550/ARXIV.2402.15751. URL <https://doi.org/10.48550/arXiv.2402.15751>.
- [32] Jonathan Lorraine, Paul Vicol, and David Duvenaud. Optimizing millions of hyperparameters by implicit differentiation. In *The 23rd International Conference on Artificial Intelligence and Statistics, AISTATS 2020, 26-28 August, Online [Palermo, Sicily, Italy]*, 2020.
- [33] Zhaosong Lu and Sanyou Mei. First-order penalty methods for bilevel optimization. *SIAM Journal on Optimization*, 34(2):1937–1969, 2024. doi: 10.1137/23M1566753. URL <https://doi.org/10.1137/23M1566753>.
- [34] Matthew Mackay, Paul Vicol, Jonathan Lorraine, David Duvenaud, and Roger Grosse. Self-tuning networks: Bilevel optimization of hyperparameters using structured best-response functions. In *International Conference on Learning Representations*, 2019. URL <https://openreview.net/forum?id=r1eEG20qKQ>.
- [35] Sadhika Malladi, Tianyu Gao, Eshaan Nichani, Alex Damian, Jason D. Lee, Danqi Chen, and Sanjeev Arora. Fine-tuning language models with just forward passes. In Alice Oh, Tristan Naumann, Amir Globerson, Kate Saenko, Moritz Hardt, and Sergey Levine, editors, *Advances in Neural Information Processing Systems 36: Annual Conference on Neural Information Processing Systems 2023, NeurIPS 2023, New Orleans, LA, USA, December 10 - 16, 2023*, 2023.
- [36] Sewon Min, Mike Lewis, Luke Zettlemoyer, and Hannaneh Hajishirzi. Metaicl: Learning to learn in context. In Marine Carpuat, Marie-Catherine de Marneffe, and Iván Vladimir Meza Ruíz, editors, *Proceedings of the 2022 Conference of the North American Chapter of the Association for Computational Linguistics: Human Language Technologies, NAACL 2022, Seattle, WA, United States, July 10-15, 2022*, pages 2791–2809. Association for Computational Linguistics, 2022. doi: 10.18653/V1/2022.NAACL-MAIN.201. URL <https://doi.org/10.18653/v1/2022.naacl-main.201>.
- [37] Yurii Nesterov. *Introductory lectures on convex optimization: A basic course*, volume 87. Springer Science & Business Media, 2013.
- [38] Yurii E. Nesterov and Vladimir G. Spokoiny. Random gradient-free minimization of convex functions. *Found. Comput. Math.*, 17(2):527–566, 2017. doi: 10.1007/S10208-015-9296-2. URL <https://doi.org/10.1007/s10208-015-9296-2>.
- [39] Mohammad Taher Pilehvar and Jose Camacho-Collados. Wic: the word-in-context dataset for evaluating context-sensitive meaning representations. *arXiv preprint arXiv:1808.09121*, 2018.
- [40] Guanghui Qin and Jason Eisner. Learning how to ask: Querying lms with mixtures of soft prompts. In Kristina Toutanova, Anna Rumshisky, Luke Zettlemoyer, Dilek Hakkani-Tür, Iz Beltagy, Steven Bethard, Ryan Cotterell, Tanmoy Chakraborty, and Yichao Zhou, editors, *Proceedings of the 2021 Conference of the North American Chapter of the Association for Computational Linguistics: Human Language Technologies, NAACL-HLT 2021, Online, June 6-11, 2021*, pages 5203–5212. Association for Computational Linguistics, 2021. doi: 10.18653/V1/2021.NAACL-MAIN.410. URL <https://doi.org/10.18653/v1/2021.naacl-main.410>.
- [41] Zhen Qin, Daoyuan Chen, Bingchen Qian, Bolin Ding, Yaliang Li, and Shuiguang Deng. Federated full-parameter tuning of billion-sized language models with communication cost under 18 kilobytes. In *Forty-first International Conference on Machine Learning, ICML 2024, Vienna, Austria, July 21-27, 2024*. OpenReview.net, 2024. URL <https://openreview.net/forum?id=cit0hg4sEz>.
- [42] Alec Radford, Jeffrey Wu, Rewon Child, David Luan, Dario Amodei, Ilya Sutskever, et al. Language models are unsupervised multitask learners. *OpenAI blog*, 1(8):9, 2019.
- [43] Aravind Rajeswaran, Chelsea Finn, Sham M. Kakade, and Sergey Levine. Meta-learning with implicit gradients. In *Advances in Neural Information Processing Systems 32: Annual Conference on Neural Information Processing Systems 2019, NeurIPS 2019, December 8-14, Vancouver, BC, Canada*, 2019.
- [44] Melissa Roemmele, Cosmin Adrian Bejan, and Andrew S Gordon. Choice of plausible alternatives: An evaluation of commonsense causal reasoning. In *2011 AAAI spring symposium series*, 2011.
- [45] Keisuke Sakaguchi, Ronan Le Bras, Chandra Bhagavatula, and Yejin Choi. Winogrande: An adversarial winograd schema challenge at scale. *Communications of the ACM*, 64(9):99–106, 2021.
- [46] Han Shen and Tianyi Chen. On penalty-based bilevel gradient descent method. In Andreas Krause, Emma Brunskill, Kyunghyun Cho, Barbara Engelhardt, Sivan Sabato, and Jonathan Scarlett, editors, *International Conference on Machine Learning, ICML 2023, 23-29 July 2023, Honolulu, Hawaii, USA*, volume 202 of *Proceedings of Machine Learning Research*, pages 30992–31015. PMLR, 2023. URL <https://proceedings.mlr.press/v202/shen23c.html>.

- [47] Zhengxiang Shi and Aldo Lipani. DePT: Decomposed prompt tuning for parameter-efficient fine-tuning. In *The Twelfth International Conference on Learning Representations*, 2024. URL <https://openreview.net/forum?id=KjefpGRde>.
- [48] Taylor Shin, Yasaman Razeghi, Robert L. Logan IV, Eric Wallace, and Sameer Singh. AutoPrompt: Eliciting Knowledge from Language Models with Automatically Generated Prompts. In Bonnie Webber, Trevor Cohn, Yulan He, and Yang Liu, editors, *Proceedings of the 2020 Conference on Empirical Methods in Natural Language Processing (EMNLP)*, Online, November 2020. Association for Computational Linguistics.
- [49] Reza Shirkavand, Peiran Yu, Shangqian Gao, Gowthami Somepalli, Tom Goldstein, and Heng Huang. Efficient fine-tuning and concept suppression for pruned diffusion models. *arXiv preprint arXiv:2412.15341*, 2024.
- [50] J.C. Spall. Multivariate stochastic approximation using a simultaneous perturbation gradient approximation. *IEEE Transactions on Automatic Control*, 37(3):332–341, 1992. doi: 10.1109/9.119632.
- [51] Xinyu Tang, Ashwinee Panda, Milad Nasr, Saeed Mahloujifar, and Prateek Mittal. Private fine-tuning of large language models with zeroth-order optimization. *CoRR*, abs/2401.04343, 2024. doi: 10.48550/ARXIV.2401.04343. URL <https://doi.org/10.48550/arXiv.2401.04343>.
- [52] Hugo Touvron, Louis Martin, Kevin Stone, Peter Albert, Amjad Almahairi, Yasmine Babaei, Nikolay Bashlykov, Soumya Batra, Prajjwal Bhargava, Shruti Bhosale, Dan Bikel, Lukas Blecher, Cristian Canton-Ferrer, Moya Chen, Guillem Cucurull, David Esiobu, Jude Fernandes, Jeremy Fu, Wenyin Fu, Brian Fuller, Cynthia Gao, Vedanuj Goswami, Naman Goyal, Anthony Hartshorn, Saghar Hosseini, Rui Hou, Hakan Inan, Marcin Kardas, Viktor Kerkez, Madian Khabsa, Isabel Kloumann, Artem Korenev, Punit Singh Koura, Marie-Anne Lachaux, Thibaut Lavril, Jenya Lee, Diana Liskovich, Yinghai Lu, Yuning Mao, Xavier Martinet, Todor Mihaylov, Pushkar Mishra, Igor Molybog, Yixin Nie, Andrew Poulton, Jeremy Reizenstein, Rashi Rungta, Kalyan Saladi, Alan Schelten, Ruan Silva, Eric Michael Smith, Ranjan Subramanian, Xiaoqing Ellen Tan, Binh Tang, Ross Taylor, Adina Williams, Jian Xiang Kuan, Puxin Xu, Zheng Yan, Iliyan Zarov, Yuchen Zhang, Angela Fan, Melanie Kambadur, Sharan Narang, Aurélien Rodriguez, Robert Stojnic, Sergey Edunov, and Thomas Scialom. Llama 2: Open foundation and fine-tuned chat models. *CoRR*, abs/2307.09288, 2023. doi: 10.48550/ARXIV.2307.09288. URL <https://doi.org/10.48550/arXiv.2307.09288>.
- [53] Alex Wang. Glue: A multi-task benchmark and analysis platform for natural language understanding. *arXiv preprint arXiv:1804.07461*, 2018.
- [54] Alex Wang, Yada Pruksachatkun, Nikita Nangia, Amanpreet Singh, Julian Michael, Felix Hill, Omer Levy, and Samuel Bowman. SuperGlue: A stickier benchmark for general-purpose language understanding systems. *Advances in neural information processing systems*, 32, 2019.
- [55] Zhongruo Wang, Krishnakumar Balasubramanian, Shiqian Ma, and Meisam Razaviyayn. Zeroth-order algorithms for nonconvex–strongly-concave minimax problems with improved complexities. *Journal of Global Optimization*, 87(2):709–740, 2023.
- [56] Enneng Yang, Li Shen, Guibing Guo, Xingwei Wang, Xiaochun Cao, Jie Zhang, and Dacheng Tao. Model merging in llms, mllms, and beyond: Methods, theories, applications and opportunities, 2024. URL <https://arxiv.org/abs/2408.07666>.
- [57] Qinyuan Ye, Bill Yuchen Lin, and Xiang Ren. Crossfit: A few-shot learning challenge for cross-task generalization in NLP. In Marie-Francine Moens, Xuanjing Huang, Lucia Specia, and Scott Wen-tau Yih, editors, *Proceedings of the 2021 Conference on Empirical Methods in Natural Language Processing, EMNLP 2021, Virtual Event / Punta Cana, Dominican Republic, 7-11 November, 2021*, pages 7163–7189. Association for Computational Linguistics, 2021. doi: 10.18653/V1/2021.EMNLP-MAIN.572. URL <https://doi.org/10.18653/v1/2021.emnlp-main.572>.
- [58] Lang Yu, Qin Chen, Jiaju Lin, and Liang He. Black-box prompt tuning for vision-language model as a service. In *Proceedings of the Thirty-Second International Joint Conference on Artificial Intelligence, IJCAI 2023, 19th-25th August 2023, Macao, SAR, China*, pages 1686–1694. ijcai.org, 2023. doi: 10.24963/IJCAI.2023/187. URL <https://doi.org/10.24963/ijcai.2023/187>.
- [59] Elad Ben Zaken, Yoav Goldberg, and Shauli Ravfogel. Bitfit: Simple parameter-efficient fine-tuning for transformer-based masked language-models. In Smaranda Muresan, Preslav Nakov, and Aline Villavicencio, editors, *Proceedings of the 60th Annual Meeting of the Association for Computational Linguistics (Volume 2: Short Papers), ACL 2022, Dublin, Ireland, May 22-27, 2022*, pages 1–9. Association for Computational Linguistics, 2022. doi: 10.18653/V1/2022.ACL-SHORT.1. URL <https://doi.org/10.18653/v1/2022.acl-short.1>.

- [60] Liang Zhang, Bingcong Li, Kiran Koshy Thekumparampil, Sewoong Oh, and Niao He. Dpzero: Private fine-tuning of language models without backpropagation. In *Forty-first International Conference on Machine Learning*, 2024.
- [61] Sheng Zhang, Xiaodong Liu, Jingjing Liu, Jianfeng Gao, Kevin Duh, and Benjamin Van Durme. Record: Bridging the gap between human and machine commonsense reading comprehension. *arXiv preprint arXiv:1810.12885*, 2018.
- [62] Susan Zhang, Stephen Roller, Naman Goyal, Mikel Artetxe, Moya Chen, Shuohui Chen, Christopher Dewan, Mona T. Diab, Xian Li, Xi Victoria Lin, Todor Mihaylov, Myle Ott, Sam Shleifer, Kurt Shuster, Daniel Simig, Punit Singh Koura, Anjali Sridhar, Tianlu Wang, and Luke Zettlemoyer. OPT: open pre-trained transformer language models. *CoRR*, abs/2205.01068, 2022. doi: 10.48550/ARXIV.2205.01068. URL <https://doi.org/10.48550/arXiv.2205.01068>.
- [63] Yihua Zhang, Pingzhi Li, Junyuan Hong, Jiaxiang Li, Yimeng Zhang, Wenqing Zheng, Pin-Yu Chen, Jason D. Lee, Wotao Yin, Mingyi Hong, Zhangyang Wang, Sijia Liu, and Tianlong Chen. Revisiting zeroth-order optimization for memory-efficient LLM fine-tuning: A benchmark. In *Forty-first International Conference on Machine Learning, ICML 2024, Vienna, Austria, July 21-27, 2024*. OpenReview.net, 2024. URL <https://openreview.net/forum?id=THPjMr2r0S>.
- [64] Ziyu Zhao, Leilei Gan, Guoyin Wang, Wangchunshu Zhou, Hongxia Yang, Kun Kuang, and Fei Wu. Loraretriever: Input-aware lora retrieval and composition for mixed tasks in the wild. In Lun-Wei Ku, Andre Martins, and Vivek Srikumar, editors, *Findings of the Association for Computational Linguistics, ACL 2024, Bangkok, Thailand and virtual meeting, August 11-16, 2024*, pages 4447–4462. Association for Computational Linguistics, 2024. URL <https://aclanthology.org/2024.findings-acl.263>.
- [65] Ruiqi Zhong, Kristy Lee, Zheng Zhang, and Dan Klein. Adapting language models for zero-shot learning by meta-tuning on dataset and prompt collections. In Marie-Francine Moens, Xuanjing Huang, Lucia Specia, and Scott Wen-tau Yih, editors, *Findings of the Association for Computational Linguistics: EMNLP 2021, Virtual Event / Punta Cana, Dominican Republic, 16-20 November, 2021*, pages 2856–2878. Association for Computational Linguistics, 2021. doi: 10.18653/V1/2021.FINDINGS-EMNLP.244. URL <https://doi.org/10.18653/v1/2021.findings-emnlp.244>.

## Limitations and Broader Impact

This paper introduces an optimization framework that enhances the efficiency of fine-tuning large language models. By reducing computational costs and memory requirements, the approach promotes environmental sustainability and broadens access to advanced AI tools, promoting accessibility in AI development. While our framework is designed for scalability, we have not tested very large LLMs due to resource constraints. However, our experiments sufficiently validate the research idea. Future work includes exploring masked ZO tuning for efficiency and applying our approach to style mixing in image generation models.

## A Related Work

### A.1 Zeroth order in fine tuning LLMs

MeZO [35] is the first work to use Zeroth-Order (ZO) methods to finetune LLMs for downstream tasks. They demonstrate that their method is compatible with both full-parameter tuning and parameter-efficient tuning techniques, such as LoRA and prefix tuning, while being significantly more computationally efficient. Zhang et al. [63] provide a benchmark for ZO optimization in the context of LLM fine-tuning, comparing different ZO optimizers and applying the method to various models. Gautam et al. [10] introduce variance reduction techniques into ZO methods for fine-tuning, improving both stability and convergence. In addition, ZO methods are applied in federated fine-tuning by Qin et al. [41] and Ling et al. [25]. Deng et al. [5] implement ZO optimization for softmax units in LLMs. Guo et al. [14] and Liu et al. [31] explore fine-tuning a minimal subset of LLM parameters using ZO methods by sparsifying gradient approximation or the perturbations used in gradient estimation. Tang et al. [51] investigate the privacy of ZO optimization methods.

In contrast to previous approaches, we propose a bilevel training algorithm that effectively combines the strengths of both First-Order (FO) Parameter-Efficient Fine-Tuning (PEFT) and ZO full-model fine-tuning. Our experiments demonstrate that the bilevel structure, when paired with the most suitable PEFT technique, outperforms both ZO full-model fine-tuning and FO PEFT methods individually.

### A.2 Fine-tuning LLMs for Multitask and Few-Shot Learning

Multi-task learning (MTL) enables a model to handle multiple tasks simultaneously, fostering knowledge transfer between tasks and improving overall efficiency [36, 56]. Typical meta-tuning approaches employ First-Order methods to train autoregressive LLMs on a multitask dataset for various tasks [65, 36, 13, 28, 27]. Zhong et al. [65] apply meta-training to tasks such as hate speech detection, question categorization, topic classification, and sentiment classification. Guo et al. [13] adopt the method from Min et al. [36] for generating stylistic text. While Min et al. [36] focus on enhancing the in-context learning ability of the meta-trained model for multitask learning, Zhong et al. [65] focus on improving zero-shot performance. This approach is particularly valuable in low-resource settings, where collecting large labeled datasets can be costly, as is often the case with medical data. In such environments, few-shot learning—where a model is fine-tuned on a high-resource dataset to quickly adapt to new tasks with minimal data—becomes essential [57]. To address the challenges of multi-task and few-shot learning in natural language processing, several meta fine-tuning methods have been proposed [17, 64, 57, 1]. However, traditional meta fine-tuning approaches, such as MetaICL [36], still require full-model first-order gradient calculations, which become computationally expensive with large language models (LLMs) containing billions of parameters. During training, Min et al. [36] sample a task from the dataset for each iteration to perform in-context learning. In contrast to Zhong et al. [65] and Min et al. [36], our approach uses a bilevel structure: the full LLM is fine-tuned at the upper level, while parameter-efficient fine-tuning (PEFT) models are tuned at the lower level. At test time, we freeze the meta-tuned base model and fine-tune only the PEFT model using a few-shot setup, which is both more cost-effective and efficient. Crucially, Min et al. [36] fine tune the full model with first order methods, while we employ a ZO method in meta-tuning the base model at the upper level. Our approach allows us to bypass the need for backpropagation in the meta-model, significantly reducing computational costs.



### A.3 First-order Methods for Bilevel Optimization

Solving a bilevel optimization problem is challenging because the function value in the upper-level objective depends on the optimizer of the lower-level problem. This makes it difficult to compute the gradient of the upper-level objective, also known as the hypergradient. Classical methods require calculating Hessian-vector multiplications to approximate the hypergradient [8, 9, 7, 23, 43, 12, 2, 32]. However, when fine-tuning large language models, this process becomes extremely expensive due to the high computational and memory demands.

Recently, new frameworks for bilevel optimization have been introduced [33, 46, 29, 21, 26, 18, 34]. These methods bypass the need for second-order information by reformulating the bilevel problem as a constrained optimization problem. The constraint is penalized, allowing the problem to be tackled as a minimax problem using only first-order information. These methods significantly reduce computational costs by eliminating the need for second-order information. Nevertheless, when fine tuning LLMs, back propagation for calculating the gradient of an LLM is still too expensive.

Liu et al. [29] and Lu and Mei [33] explore the convergence of their proposed methods to the original bilevel problem, while other approaches only demonstrate convergence to the penalized problem. In this paper, we adapt the method from Lu and Mei [33] to approximate part of the upper-level parameters using a ZO approximation in order to address the challenge posed by the large number of training parameters in large language models. We also provide convergence guarantees for this adapted zeroth-order-first-order method.

## B Theoretical guarantees of Bilevel ZOFO

In this section we give convergence guarantee for Bilevel ZOFO. Suppose  $(\theta, \mathbf{p}) \in \mathbb{R}^{d+d'}$  and  $\mathbf{s} \in \mathbb{R}^{d'}$ . The following assumptions are made throughout this section.

**Assumption B.1.** We make the following assumptions:

- $G(\theta, \mathbf{p}, \cdot)$  can be potentially nonconvex and  $G(\cdot, \cdot, \mathbf{s})$  is  $\tau$ -strongly concave;  $F(\theta, \mathbf{p})$  is twice continuously differentiable in  $\theta, \mathbf{p}$ .
- $G$  is  $\ell$ -Lipschitz smooth in  $\mathbb{R}^{d+2d'}$ , i.e.  $\forall (\theta_1, \mathbf{p}_1, \mathbf{s}_1), (\theta_2, \mathbf{p}_2, \mathbf{s}_2) \in \mathbb{R}^{d+2d'}$ ,

$$\|\nabla G(\theta_1, \mathbf{p}_1, \mathbf{s}_1) - \nabla G(\theta_2, \mathbf{p}_2, \mathbf{s}_2)\| \leq \ell \|(\theta_1, \mathbf{p}_1, \mathbf{s}_1) - (\theta_2, \mathbf{p}_2, \mathbf{s}_2)\|.$$

We define  $\kappa := \ell/\tau$  as the problem condition number.

- $\forall (\theta, \mathbf{p}, \mathbf{s}) \in \mathbb{R}^{d+2d'}$ , sample estimates satisfy

$$\begin{aligned} \mathbb{E}[G(\theta, \mathbf{p}, \mathbf{s}; \xi)] &= G(\theta, \mathbf{p}, \mathbf{s}), \\ \mathbb{E}[\nabla G(\theta, \mathbf{p}, \mathbf{s}; \xi)] &= \nabla G(\theta, \mathbf{p}, \mathbf{s}), \\ \mathbb{E}\|\nabla G(\theta, \mathbf{p}, \mathbf{s}; \xi) - \nabla G(\theta, \mathbf{p}, \mathbf{s})\|^2 &\leq \frac{\sigma^2}{B} \end{aligned}$$

for sample  $\xi$  with size  $|\xi| = B$  and constant  $\sigma > 0$ .

- $\max_{\mathbf{s}} G(\theta, \mathbf{p}, \mathbf{s})$  is lower bounded.

We first discuss the relationship between the optimality condition (4) and (2). We start with defining the  $\epsilon$ -stationary points of (4) and (2) for general bilevel and minimax problems. In the following definitions, the expectation is taken over the randomness in the algorithm that  $(\mathbf{x}, \mathbf{y})$  is generated.

**Definition B.2.** Given a bilevel optimization problem

$$f^* = \min_{\mathbf{x}} f(\mathbf{x}, \mathbf{y}^*(\mathbf{x})), \mathbf{y}^*(\mathbf{x}) \in \arg \min_{\mathbf{z}} g(\mathbf{x}, \mathbf{z})$$

and any  $\epsilon > 0$ , a point  $(\mathbf{x}_\epsilon, \mathbf{y}_\epsilon)$  is called an  $\epsilon$ -stationary point if

$$\mathbb{E}[\|\nabla f(\mathbf{x}_\epsilon, \mathbf{y}^*(\mathbf{x}_\epsilon))\|] \leq O(\epsilon), f(\mathbf{x}_\epsilon, \mathbf{y}_\epsilon) - \min_{\mathbf{z}} f(\mathbf{x}_\epsilon, \mathbf{z}) \leq \epsilon.$$

**Definition B.3.** Given a minimax problem

$$f^* = \min_{\mathbf{x}} \max_{\mathbf{y}} f(\mathbf{x}, \mathbf{y})$$

and any  $\epsilon > 0$ , a point  $(\mathbf{x}_\epsilon, \mathbf{y}_\epsilon)$  is called an  $\epsilon$ -stationary point if

$$\mathbb{E}[\|\nabla_{\mathbf{x}} f(\mathbf{x}_\epsilon, \mathbf{y}_\epsilon)\|^2] \leq \epsilon^2, \quad \mathbb{E}[\|\nabla_{\mathbf{y}} f(\mathbf{x}_\epsilon, \mathbf{y}_\epsilon)\|^2] \leq \epsilon^2.$$

**Lemma B.4.** *If assumption B.1 holds and  $\lambda = 1/\epsilon$ , assume that  $\nabla^2 F(\boldsymbol{\theta}, \cdot)$  is Lipschitz continuous and  $(\boldsymbol{\theta}, \mathbf{p}, \mathbf{s})$  is an  $\epsilon$ -stationary point of (4), then  $(\boldsymbol{\theta}, \mathbf{s})$  is an  $\epsilon$ -stationary point of (2).*

The following is the low effective rank assumption from [35]. This assumption avoids dimension  $d$  in the total complexity. Following [35], we assume here that  $\mathbf{z}^k$  in (7) is sampled from sphere in  $\mathbb{R}^d$  with radius  $\sqrt{d}$  for ease of illustration.

**Assumption B.5.** For any  $(\boldsymbol{\theta}, \mathbf{p}, \mathbf{s}) \in \mathbb{R}^{d+2d'}$ , there exists a matrix  $H(\boldsymbol{\theta}, \mathbf{p}, \mathbf{s})$  such that  $\nabla^2 G(\boldsymbol{\theta}, \mathbf{p}, \mathbf{s}) \preceq H(\boldsymbol{\theta}, \mathbf{p}, \mathbf{s}) \preceq \ell \cdot I_d$  and  $\text{tr}(H(\boldsymbol{\theta}, \mathbf{p}, \mathbf{s})) \leq r \cdot \|H(\boldsymbol{\theta}, \mathbf{p}, \mathbf{s})\|$ .

**Theorem B.6.** *If Assumptions B.1 and B.5 hold, by setting*

$$\begin{aligned} \eta &= \frac{1}{2\ell}, \zeta = \frac{1}{2\ell r}, \lambda = \frac{1}{\epsilon}, B = O(\sigma^2 \epsilon^{-2}), \\ \alpha &= O(\epsilon \kappa^{-1} (d + d')^{-1.5}), T = O(\kappa \log(\kappa \epsilon^{-1})), \\ K &= O(\kappa r \epsilon^{-2}) \end{aligned}$$

*there exists an iteration in Algorithm 2 that returns an  $\epsilon$ -stationary point  $(\boldsymbol{\theta}, \mathbf{p}, \mathbf{s})$  for (5) and it satisfies*

$$\begin{aligned} \mathbb{E}[\|\nabla F(\boldsymbol{\theta}, \mathbf{p}^*(\boldsymbol{\theta}); \mathcal{D}_f)\|] &\leq O(\epsilon), \\ F(\boldsymbol{\theta}, \mathbf{s}; \mathcal{D}_{\mathbf{p}}) - \min_{\mathbf{p}} F(\boldsymbol{\theta}, \mathbf{p}; \mathcal{D}_{\mathbf{p}}) &\leq \epsilon. \end{aligned}$$

*Remark B.7.* The total number of ZO gradient calculations is

$$TKB_1 + KB_2 = O(\sigma^2 \kappa^2 r \epsilon^{-4} \log(\kappa \epsilon^{-1})).$$

This result matches the complexity in previous ZO minimax algorithm in [55] but solves our bilevel optimization problem (2) and does not depend on the dimensionality  $d$  thanks to the efficient rank assumption B.5, providing efficiency guarantee for our algorithm.

## C Method

### C.1 Proofs

In the proofs we use the simplified notations  $\mathbf{x} := (\boldsymbol{\theta}, \mathbf{p})$ ,  $\mathbf{y} := \mathbf{s}$ ,  $f(\mathbf{x}, \mathbf{y}) := G(\boldsymbol{\theta}, \mathbf{p}, \mathbf{s})$ ,  $\mathbf{y}^*(\mathbf{x}) := \arg \max_{\mathbf{y}} f(\mathbf{x}, \mathbf{y})$  and  $g(\mathbf{x}) := f(\mathbf{x}, \mathbf{y}^*(\mathbf{x}))$ .

#### C.1.1 proof of lemma B.4

First we introduce some lemmas from previous literature.

**Lemma C.1.** *(Lemma 1.2.3, Theorem 2.1.8 and Theorem 2.1.10 in [37])*

- Suppose a function  $h$  is  $L_h$ -gradient-Lipschitz and has a unique maximizer  $\mathbf{x}^*$ . Then, for any  $\mathbf{x}$ , we have:

$$\frac{1}{2L_h} \|\nabla h(\mathbf{x})\|_2^2 \leq h(\mathbf{x}^*) - h(\mathbf{x}) \leq \frac{L_h}{2} \|\mathbf{x} - \mathbf{x}^*\|_2^2. \quad (15)$$

- Suppose a function  $h$  is  $\tau_h$ -strongly concave and has a unique maximizer  $\mathbf{x}^*$ . Then, for any  $\mathbf{x}$ , we have:

$$\frac{\tau_h}{2} \|\mathbf{x} - \mathbf{x}^*\|_2^2 \leq h(\mathbf{x}^*) - h(\mathbf{x}) \leq \frac{1}{2\tau_h} \|\nabla h(\mathbf{x})\|_2^2. \quad (16)$$

From lemma C.1 and the definition of  $\epsilon$ -stationary point (in definition B.3) we can get the following lemma.

**Lemma C.2.** *Suppose assumption B.1 holds and  $(\mathbf{x}_\epsilon, \mathbf{y}_\epsilon)$  is an  $\epsilon$ -stationary point of  $\min_{\mathbf{x}} \max_{\mathbf{y}} f(\mathbf{x}, \mathbf{y})$ , let  $(\boldsymbol{\theta}_\epsilon, \mathbf{p}_\epsilon) = \mathbf{x}_\epsilon$  we have*

$$F(\boldsymbol{\theta}_\epsilon, \mathbf{s}_\epsilon) - \min_{\mathbf{s}} F(\boldsymbol{\theta}_\epsilon, \mathbf{s}) \leq O\left(\frac{\epsilon^2}{\lambda^2}\right).$$

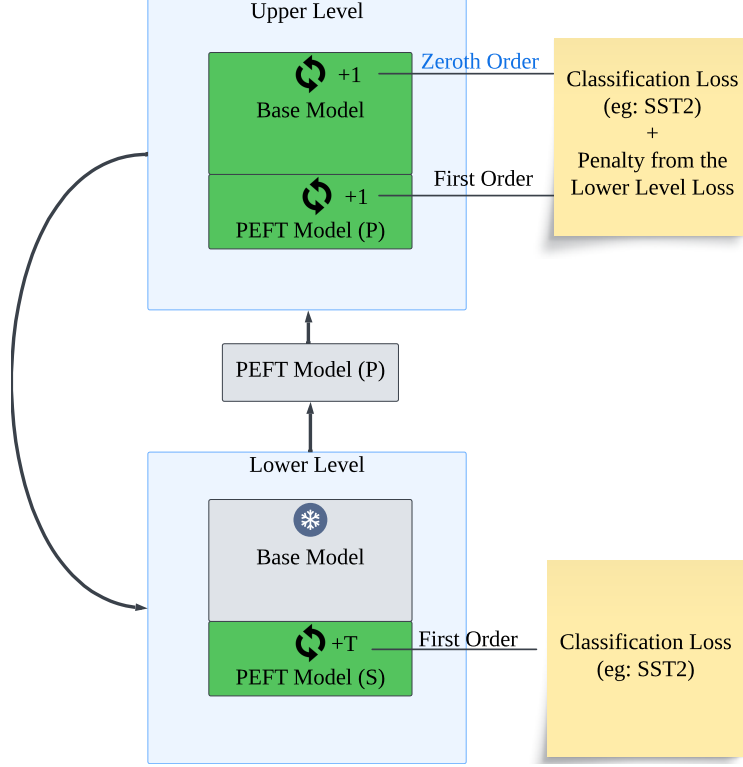


Figure 5: Bilevel ZOFO optimizes LLM fine-tuning by solving a bilevel problem using a penalty-based minimax approach, combining zeroth-order gradient estimation for LLM updates and first-order methods for PEFT parameters.

*Proof.*

$$F(\theta_\epsilon, \mathbf{s}_\epsilon) - \min_{\mathbf{s}} F(\theta_\epsilon, \mathbf{s}) \leq \frac{1}{\tau} \|\nabla_{\mathbf{s}} F(\theta_\epsilon, \mathbf{s}_\epsilon)\|^2 = \frac{1}{\lambda^2 \tau} \|\nabla_{\mathbf{y}} f(\mathbf{x}_\epsilon, \mathbf{y}_\epsilon)\|^2 \leq O\left(\frac{\epsilon^2}{\lambda^2}\right),$$

here the first inequality is from Lemma C.1 applied to  $-F$  and the second inequality from definition B.3.  $\square$

The following is a rephrase of theorem 2 in [33].

*Proof.* (proof of lemma B.4) By Lemma C.2 and the value of  $\lambda$  we have

$$F(\theta_\epsilon, \mathbf{s}_\epsilon) - \min_{\mathbf{s}} F(\theta_\epsilon, \mathbf{s}) \leq O(\epsilon^4).$$

Therefore, by Theorem 2 in [33] we have  $\mathbb{E}[\|\nabla F(\theta, \mathbf{p}^*(\theta))\|] \leq O(\epsilon)$  and Lemma B.4 is proven.  $\square$

### C.1.2 proof of theorem B.6

Based on Lemma B.4, it suffices to prove that the algorithm 2 outputs an  $\epsilon$ -stationary point of  $\min_{\mathbf{x}} \max_{\mathbf{y}} f(\mathbf{x}, \mathbf{y})$ . In this section we will prove this conclusion.

First we introduce the smoothed function of  $f$ , which will be useful in the proof.

**Lemma C.3.** (Lemma C.2 in [60]) Let  $\mathbf{u}$  be uniformly sampled from the Euclidean sphere  $\sqrt{d}\mathbf{s}^{d-1}$  and  $\mathbf{v}$  be uniformly sampled from the Euclidean ball  $\sqrt{d}\mathbb{B}^d = \{\mathbf{x} \in \mathbb{R}^d \mid \|\mathbf{x}\| \leq \sqrt{d}\}$ . For any function  $f(\mathbf{x}) : \mathbb{R}^d \rightarrow \mathbb{R}$  and  $\alpha > 0$ , we define its zeroth-order gradient estimator as:

$$\hat{\nabla} f_\alpha(\mathbf{x}) = \frac{f(\mathbf{x} + \alpha \mathbf{u}) - f(\mathbf{x} - \alpha \mathbf{u})}{2\alpha} \mathbf{u},$$

and the smoothed function as:

$$f_\alpha(\mathbf{x}) = \mathbb{E}_{\mathbf{v}}[f(\mathbf{x} + \alpha\mathbf{v})].$$

The following properties hold:

- (i)  $f_\alpha(\mathbf{x})$  is differentiable and  $\mathbb{E}_{\mathbf{u}}[\hat{\nabla} f_\alpha(\mathbf{x})] = \nabla f_\alpha(\mathbf{x})$ .
- (ii) If  $f(\mathbf{x})$  is  $\ell$ -smooth, then we have that:

$$\|\nabla f(\mathbf{x}) - \nabla f_\alpha(\mathbf{x})\| \leq \frac{\ell}{2}\alpha d^{3/2}.$$

If we use  $f(\mathbf{x}, \mathbf{y}; \xi)$  to denote a forward evaluation with random samples  $\xi$  and let batch size  $B = |\xi|$ , then  $f(\mathbf{x}, \cdot; \xi)$  is a function from  $\mathbb{R}^d$  to  $\mathbb{R}$  and  $\ell$ -smooth. The above lemma can be used on  $f(\mathbf{x}, \cdot)$  and  $f(\mathbf{x}, \cdot; \xi)$ . We can define its smoothed function  $f_\alpha(\mathbf{x}, \cdot; \xi)$  and has the properties above.

**Lemma C.4.** *If assumption B.1 holds, for  $f_\alpha$  defined in Lemma C.3,  $\nabla_{\mathbf{x}} f_\alpha(\mathbf{x}, \mathbf{y})$  is  $\ell$ -continuous on  $\mathbf{y}$ , i.e.*

$$\|\nabla_{\mathbf{x}} f_\alpha(\mathbf{x}, \mathbf{y}_1) - \nabla_{\mathbf{x}} f_\alpha(\mathbf{x}, \mathbf{y}_2)\| \leq \ell \|\mathbf{y}_1 - \mathbf{y}_2\|,$$

for any  $\mathbf{x} \in \mathbb{R}^d, \mathbf{y}_1, \mathbf{y}_2 \in \mathbb{R}^{d'}$ .

*Proof.*

$$\begin{aligned} & \|\nabla_{\mathbf{x}} f_\alpha(\mathbf{x}, \mathbf{y}_1) - \nabla_{\mathbf{x}} f_\alpha(\mathbf{x}, \mathbf{y}_2)\| \\ &= \|\mathbb{E}_{\mathbf{v}}[f(\mathbf{x} + \alpha\mathbf{v}, \mathbf{y}_1)] - \mathbb{E}_{\mathbf{v}}[f(\mathbf{x} + \alpha\mathbf{v}, \mathbf{y}_2)]\| \\ &\leq \mathbb{E}_{\mathbf{v}}\|f(\mathbf{x} + \alpha\mathbf{v}, \mathbf{y}_1) - f(\mathbf{x} + \alpha\mathbf{v}, \mathbf{y}_2)\| \\ &\leq \ell \|\mathbf{y}_1 - \mathbf{y}_2\|. \end{aligned}$$

Here the first inequality is from the convexity of norm and the second inequality is from the  $\ell$ -smoothness of  $f$ .  $\square$

We first give the iteration complexity of the inner loop of Algorithm 2. Using the simplified notations we can write the update step in the inner loop as  $\mathbf{y}_{t+1}^k = \mathbf{y}_t^k + \eta \nabla_{\mathbf{y}} f(\mathbf{x}^k, \mathbf{y}_t^k; \xi_t)$ . We use  $B_1, B_2$  to denote the batch size for the inner loop and outer loop, respectively. But finally we will prove that they are in fact of the same order.

**Lemma C.5.** *In Algorithm 2, by setting  $\eta = 1/2\ell$ ,  $T = O(\kappa \log(\frac{1}{\epsilon}))$  and  $B_1 = O(\epsilon^{-2})$  we have*

$$\mathbb{E}[\|\mathbf{y}_T^k - \mathbf{y}^*(\mathbf{x}^k)\|^2] \leq \epsilon^2$$

in outer loop  $k$ .

*Proof.*

$$\begin{aligned} & \|\mathbf{y}_{t+1}^k - \mathbf{y}^*(\mathbf{x}^k)\|^2 \\ &= \|\mathbf{y}_t^k + \eta \nabla_{\mathbf{y}} f(\mathbf{x}^k, \mathbf{y}_t^k; \xi_t) - \mathbf{y}^*(\mathbf{x}^k)\|^2 \\ &= \|\mathbf{y}_t^k - \mathbf{y}^*(\mathbf{x}^k)\|^2 + 2\eta \langle \nabla_{\mathbf{y}} f(\mathbf{x}^k, \mathbf{y}_t^k; \xi_t), \mathbf{y}_t^k - \mathbf{y}^*(\mathbf{x}^k) \rangle + \eta^2 \|\nabla_{\mathbf{y}} f(\mathbf{x}^k, \mathbf{y}_t^k; \xi_t)\|^2. \end{aligned}$$

Now taking expectations on both sides we have

$$\begin{aligned} & \mathbb{E}[\|\mathbf{y}_{t+1}^k - \mathbf{y}^*(\mathbf{x}^k)\|^2] \\ &\leq \mathbb{E}[\|\mathbf{y}_t^k - \mathbf{y}^*(\mathbf{x}^k)\|^2] + 2\eta \mathbb{E}[\langle \nabla_{\mathbf{y}} f(\mathbf{x}^k, \mathbf{y}_t^k), \mathbf{y}_t^k - \mathbf{y}^*(\mathbf{x}^k) \rangle] + \eta^2 (\mathbb{E}[\|\nabla_{\mathbf{y}} f(\mathbf{x}^k, \mathbf{y}_t^k)\|^2] + \frac{\sigma^2}{B_1}) \\ &\leq \mathbb{E}[\|\mathbf{y}_t^k - \mathbf{y}^*(\mathbf{x}^k)\|^2] - 2\eta \mathbb{E}[f(\mathbf{x}^k, \mathbf{y}^*(\mathbf{x}^k)) - f(\mathbf{x}^k, \mathbf{y}_t^k)] + 2\ell \eta^2 \mathbb{E}[f(\mathbf{x}^k, \mathbf{y}^*(\mathbf{x}^k)) - f(\mathbf{x}^k, \mathbf{y}_t^k)] + \frac{\eta^2 \sigma^2}{B_1} \\ &= \mathbb{E}[\|\mathbf{y}_t^k - \mathbf{y}^*(\mathbf{x}^k)\|^2] - \frac{1}{2\ell} \mathbb{E}[f(\mathbf{x}^k, \mathbf{y}^*(\mathbf{x}^k)) - f(\mathbf{x}^k, \mathbf{y}_t^k)] + \frac{\sigma^2}{4\ell^2 B_1} \\ &\leq \mathbb{E}[\|\mathbf{y}_t^k - \mathbf{y}^*(\mathbf{x}^k)\|^2] - \frac{\tau}{4\ell} \mathbb{E}[\|\mathbf{y}_t^k - \mathbf{y}^*(\mathbf{x}^k)\|^2] + \frac{\sigma^2}{4\ell^2 B_1}. \end{aligned}$$

The first inequality is from Assumption B.1, second and last inequalities from Lemma C.1 and the equation is from the value of  $\eta$ .

In order for  $\mathbb{E}[\|\mathbf{y}_T^k - \mathbf{y}^*(\mathbf{x}^k)\|^2] \leq \epsilon^2$  we need  $T = O(\kappa \log(\frac{1}{\epsilon}))$  and  $B_1 = O(\epsilon^{-2})$ .  $\square$

The following lemma is from Theorem 1 in [35].

**Lemma C.6.** *If Assumption B.5 holds, there exists a constant  $\gamma = \theta(r)$  such that*

$$\mathbb{E}[\hat{\nabla}_{\mathbf{x}} f(\mathbf{x}^k, \mathbf{y}^{k+1}; \xi)^T H(\mathbf{x}^k, \mathbf{y}^{k+1}) \hat{\nabla}_{\mathbf{x}} f(\mathbf{x}^k, \mathbf{y}^{k+1}; \xi)] \leq \ell \gamma \mathbb{E}[\|\nabla_{\mathbf{x}} f(\mathbf{x}^k, \mathbf{y}^{k+1}; \xi)\|^2].$$

Finally, we give the proof for Theorem B.6. In this part we assume both  $\theta$  and  $\mathbf{p}$  updates with zeroth order gradient for the convenience of analysis and this does not change the order of the total complexity.

*Proof. (proof of Theorem B.6)*

From Assumption B.5, taking expectation conditioning on  $\mathbf{x}^k$  and  $\mathbf{y}^{k+1}$  we have

$$\begin{aligned} \mathbb{E}[g(\mathbf{x}^{k+1})] &\leq g(\mathbf{x}^k) - \zeta \langle \nabla_{\mathbf{x}} g(\mathbf{x}^k), \mathbb{E}[\hat{\nabla}_{\mathbf{x}} f(\mathbf{x}^k, \mathbf{y}^{k+1}; \xi)] \rangle \\ &\quad + \frac{\zeta^2}{2} \mathbb{E}[\hat{\nabla}_{\mathbf{x}} f(\mathbf{x}^k, \mathbf{y}^{k+1}; \xi)^T H(\mathbf{x}^k, \mathbf{y}^{k+1}) \hat{\nabla}_{\mathbf{x}} f(\mathbf{x}^k, \mathbf{y}^{k+1}; \xi)] \\ &\leq g(\mathbf{x}^k) - \zeta \langle \nabla_{\mathbf{x}} g(\mathbf{x}^k), \nabla_{\mathbf{x}} f_{\alpha}(\mathbf{x}^k, \mathbf{y}^{k+1}) \rangle + \frac{\zeta^2}{2} \ell \gamma \mathbb{E}[\|\nabla_{\mathbf{x}} f(\mathbf{x}^k, \mathbf{y}^{k+1}; \xi)\|^2] \end{aligned}$$

Let us bound the inner product term:

$$\begin{aligned} & - \zeta \langle \nabla_{\mathbf{x}} g(\mathbf{x}^k), \nabla_{\mathbf{x}} f_{\alpha}(\mathbf{x}^k, \mathbf{y}^{k+1}) \rangle \\ & \leq - \zeta \langle \nabla_{\mathbf{x}} f(\mathbf{x}^k, \mathbf{y}^*(\mathbf{x}^k)) - \nabla_{\mathbf{x}} f_{\alpha}(\mathbf{x}^k, \mathbf{y}^*(\mathbf{x}^k)) + \nabla_{\mathbf{x}} f_{\alpha}(\mathbf{x}^k, \mathbf{y}^*(\mathbf{x}^k)) \\ & \quad - \nabla_{\mathbf{x}} f_{\alpha}(\mathbf{x}^k, \mathbf{y}^{k+1}) + \nabla_{\mathbf{x}} f_{\alpha}(\mathbf{x}^k, \mathbf{y}^{k+1}), \nabla_{\mathbf{x}} f_{\alpha}(\mathbf{x}^k, \mathbf{y}^{k+1}) \rangle \\ & \leq \frac{1}{\ell \gamma} \|\nabla_{\mathbf{x}} f(\mathbf{x}^k, \mathbf{y}^*(\mathbf{x}^k)) - \nabla_{\mathbf{x}} f_{\alpha}(\mathbf{x}^k, \mathbf{y}^*(\mathbf{x}^k))\|^2 + \frac{\zeta^2 \ell \gamma}{4} \|\nabla_{\mathbf{x}} f_{\alpha}(\mathbf{x}^k, \mathbf{y}^{k+1})\|^2 \\ & \quad + \frac{1}{\ell \gamma} \|\nabla_{\mathbf{x}} f_{\alpha}(\mathbf{x}^k, \mathbf{y}^*(\mathbf{x}^k)) - \nabla_{\mathbf{x}} f_{\alpha}(\mathbf{x}^k, \mathbf{y}^{k+1})\|^2 + \frac{\zeta^2 \ell \gamma}{4} \|\nabla_{\mathbf{x}} f_{\alpha}(\mathbf{x}^k, \mathbf{y}^{k+1})\|^2 \\ & \quad - \zeta \langle \nabla_{\mathbf{x}} f_{\alpha}(\mathbf{x}^k, \mathbf{y}^{k+1}), \nabla_{\mathbf{x}} f_{\alpha}(\mathbf{x}^k, \mathbf{y}^{k+1}) \rangle \\ & \leq \frac{\alpha^2 \ell^2 d^3}{4 \ell \gamma} + \frac{\ell^2}{\ell \gamma} \|\mathbf{y}^*(\mathbf{x}^k) - \mathbf{y}^{k+1}\|^2 + \frac{\zeta^2 \ell \gamma}{2} \|\nabla_{\mathbf{x}} f_{\alpha}(\mathbf{x}^k, \mathbf{y}^{k+1})\|^2 \\ & \quad - \zeta \langle \nabla_{\mathbf{x}} f_{\alpha}(\mathbf{x}^k, \mathbf{y}^{k+1}), \nabla_{\mathbf{x}} f_{\alpha}(\mathbf{x}^k, \mathbf{y}^{k+1}) \rangle. \end{aligned}$$

Here the last inequality is from Lemma C.3 and Lemma C.4.

Now back to the original inequality, taking expectations over all the randomness in the algorithm we have

$$\begin{aligned} & \zeta(1 - \frac{\zeta \ell \gamma}{2}) \mathbb{E}[\|\nabla_{\mathbf{x}} f_{\alpha}(\mathbf{x}^k, \mathbf{y}^{k+1})\|^2] \\ & \leq \mathbb{E}[g(\mathbf{x}^k) - g(\mathbf{x}^{k+1})] + \frac{\ell}{\gamma} \mathbb{E}[\|\mathbf{y}^*(\mathbf{x}^k) - \mathbf{y}^{k+1}\|^2] + \frac{\zeta^2 \ell \gamma}{2} \mathbb{E}[\|\nabla_{\mathbf{x}} f(\mathbf{x}^k, \mathbf{y}^{k+1}; \xi)\|^2] + \frac{\alpha^2 \ell d^3}{4 \gamma} \\ & \leq \mathbb{E}[g(\mathbf{x}^k) - g(\mathbf{x}^{k+1})] + \frac{\ell}{\gamma} \mathbb{E}[\|\mathbf{y}^*(\mathbf{x}^k) - \mathbf{y}^{k+1}\|^2] + \frac{\zeta^2 \ell \gamma}{2} \mathbb{E}[\|\nabla_{\mathbf{x}} f(\mathbf{x}^k, \mathbf{y}^{k+1})\|^2] + \frac{\zeta^2 \ell \gamma \sigma^2}{2 B_2} + \frac{\alpha^2 \ell d^3}{4 \gamma}, \end{aligned}$$

where the last inequality is from Assumption B.1.

On the other hand, from Lemma C.3, by letting  $\zeta = \frac{1}{2\ell\gamma}$  we have

$$\begin{aligned}
& \mathbb{E}[\|\nabla_x f(\mathbf{x}^k, \mathbf{y}^{k+1})\|^2] \\
& \leq 2\mathbb{E}[\|\nabla_x f_\alpha(\mathbf{x}^k, \mathbf{y}^{k+1})\|^2] + \frac{\alpha^2 \ell^2 (d + d')^3}{2} \\
& \leq \frac{16}{3} \ell \gamma \mathbb{E}[g(\mathbf{x}^k) - g(\mathbf{x}^{k+1})] + \frac{16}{3} \ell^2 \mathbb{E}[\|\mathbf{y}^*(\mathbf{x}^k) - \mathbf{y}^{k+1}\|^2] \\
& \quad + \frac{2}{3} \mathbb{E}[\|\nabla_{\mathbf{x}} f(\mathbf{x}^k, \mathbf{y}^{k+1})\|^2] + \frac{2\sigma^2}{3B_2} + \frac{11}{6} \alpha^2 \ell^2 (d + d')^3 \\
& \Rightarrow \mathbb{E}[\|\nabla_x f(\mathbf{x}^k, \mathbf{y}^{k+1})\|^2] \leq 16\ell\gamma \mathbb{E}[g(\mathbf{x}^k) - g(\mathbf{x}^{k+1})] + 16\ell^2 \mathbb{E}[\|\mathbf{y}^*(\mathbf{x}^k) - \mathbf{y}^{k+1}\|^2] \\
& \quad + \frac{2\sigma^2}{B_2} + \frac{11}{2} \alpha^2 \ell^2 (d + d')^3.
\end{aligned}$$

Taking summation of  $k$  from 1 to  $K$  we have

$$\begin{aligned}
& \frac{1}{K} \sum_{k=1}^{K+1} \mathbb{E}[\|\nabla_x f(\mathbf{x}^k, \mathbf{y}^{k+1})\|^2] \\
& \leq \frac{16\ell\gamma}{K} \mathbb{E}[g(\mathbf{x}^1) - g(\mathbf{x}^{K+1})] + \frac{16\ell^2}{K} \sum_{k=1}^K \mathbb{E}[\|\mathbf{y}^*(\mathbf{x}^k) - \mathbf{y}^{k+1}\|^2] + \frac{2\sigma^2}{B_2} + \frac{11}{2} \alpha^2 \ell^2 (d + d')^3 \\
& \leq \frac{16\ell\gamma}{K} \mathbb{E}[g(\mathbf{x}^1) - \min_{\mathbf{x}} g(\mathbf{x})] + \frac{16\ell^2}{K} \sum_{k=1}^K \mathbb{E}[\|\mathbf{y}^*(\mathbf{x}^k) - \mathbf{y}^{k+1}\|^2] + \frac{2\sigma^2}{B_2} + \frac{11}{2} \alpha^2 \ell^2 (d + d')^3.
\end{aligned}$$

Thus, by setting parameters as in Theorem B.6 we have  $\min_k \mathbb{E}[\|\nabla_x f(\mathbf{x}^k, \mathbf{y}^{k+1})\|^2] \leq \epsilon^2$ .

On the other hand, since

$$\mathbb{E}[\|\nabla_x f(\mathbf{x}^k, \mathbf{y}^{k+1})\|^2] = \mathbb{E}[\|\nabla_x f(\mathbf{x}^k, \mathbf{y}^{k+1}) - \nabla_{\mathbf{y}} f(\mathbf{x}^k, \mathbf{y}^*(\mathbf{x}^k))\|^2] \leq \ell^2 \mathbb{E}[\|\mathbf{y}^{k+1} - \mathbf{y}^*(\mathbf{x}^k)\|^2],$$

similar to Lemma C.5 we have  $\mathbb{E}[\|\nabla_x f(\mathbf{x}^k, \mathbf{y}^{k+1})\|^2] \leq \epsilon^2$  by setting  $T = O(\kappa \log(\frac{\kappa}{\epsilon}))$  and  $B_1 = O(\epsilon^{-2})$ .  $\square$

## D Experimental Setup

### D.1 Single-Task experiments

Following MeZO [35], we evaluate our approach on a range of classification and multiple-choice tasks: BoolQ [3], CB [54], CB [54], COPA [44], ReCoRD: [61], RTE [53], SST2 [53], WiC [39], WinoGrande [45]. In this setting, training and testing are conducted on the same task.

**Hyperparameter Search** Given resource limitations, we focus on sweeping only the learning rate as the key hyperparameter. For MeZO and first-order PEFT experiments, we explore learning rates from the set  $\{1e-2, 1e-3, 1e-4, 1e-5, 1e-6\}$ . For Bilevel-ZOFO, we sweep both the upper-level and lower-level learning rates:  $\text{lr}_{\text{upper}} \in \{1e-4, 1e-5, 1e-6\}$  and  $\text{lr}_{\text{lower}} \in \{1e-2, 1e-3, 1e-4, 1e-5\}$ . We perform all experiments in tables 7 and 8 using three random seeds and report the average and standard deviation. We also set  $\epsilon = 1e-3$ , following MeZO [35].

#### D.1.1 Training

All experiments used a batch size of 8 and were conducted in bfloat16 precision on a single A6000 Ada 48GB GPU. MeZO was run for 10,000 steps, while FO and Bilevel-ZOFO methods were run for 5,000 steps. Our implementation builds upon MeZO's codebase, and memory profiling as well as latency calculations are based on their framework.

For each task, 1000 examples are randomly sampled for training, 500 for validation, and 1000 for testing. For bilevel-ZOFO, the training set is split into upper-level and lower-level subsets with a 1:2 ratio. During each lower-level update, only the PEFT parameters are optimized, while in the

upper-level step, the entire model is fine-tuned using zeroth-order gradient approximation. We set  $\lambda = 10000$  and perform 10 lower-level updates between each upper-level update for all bilevel-ZOFO experiments.

All experiments use the Adam optimizer [20], including baselines and both lower-level and upper-level optimizers. No weight decay was applied, and the models were trained with a constant learning rate schedule. Batch size is set to 16 for all experiments. We load all models in bfloat16. We find the best performing model based on validation loss and report test results from that checkpoint. We report the test accuracy or F1-score based on the test dataset being imbalanced or not.

We fix the memory budget of each step across bilevel-ZOFO and the baselines. We train zeroth-order methods for 10,000 steps, and bilevel-ZOFO and first-order methods for 5000 steps. We use A6000ada 48GPUs in our experiments. We load all models in bfloat16.

## D.2 More Results for single task fine tuning

Table 7 presents the detailed test metrics when applying bilevel-ZOFO and baselines to fine-tune OPT-1.3B [62] on a downstream task.

Trainer	Mode	BoolQ	CB	Copa	ReCoRD	RTE	SST2	WIC	WinoGrande	WSC	Average
MeZO	ft	0.6927 ± 0.0660	0.7767 ± 0.1162	0.7000 ± 0.0289	0.6980 ± 0.0053	0.6587 ± 0.0271	0.8214 ± 0.0042	0.5543 ± 0.0146	0.5480 ± 0.0108	0.5054 ± 0.0056	0.6617 ± 0.0321
	lora	0.6860 ± 0.0012	0.7607 ± 0.0515	0.7200 ± 0.0058	0.7083 ± 0.0049	0.6755 ± 0.0110	0.8501 ± 0.0067	0.5549 ± 0.0057	0.5607 ± 0.0050	0.5570 ± 0.0000	0.6748 ± 0.0102
	prefix	0.6573 ± 0.0379	0.7945 ± 0.0309	0.7033 ± 0.0208	0.7047 ± 0.0010	0.6972 ± 0.0055	0.8218 ± 0.0127	0.5622 ± 0.0127	0.5370 ± 0.0137	0.5105 ± 0.1313	0.6654 ± 0.0285
	prompt	0.6260 ± 0.0056	0.5821 ± 0.0179	0.7067 ± 0.0058	0.7070 ± 0.0053	0.5415 ± 0.0063	0.7463 ± 0.0218	0.5574 ± 0.0048	0.5556 ± 0.0038	0.4654 ± 0.0618	0.6098 ± 0.0159
	average	0.6655	0.7285	0.7075	0.7045	0.6432	0.8099	0.5572	0.5503	0.5096	0.6529 ± 0.0217
FO	lora	0.7403 ± 0.0055	0.8512 ± 0.0412	0.7500 ± 0.0058	0.7206 ± 0.0035	0.7292 ± 0.0165	0.9258 ± 0.0032	0.6463 ± 0.0276	0.5806 ± 0.0055	0.6474 ± 0.0200	0.7324 ± 0.0143
	prefix	0.7300 ± 0.0035	0.8571 ± 0.0644	0.7167 ± 0.0115	0.7093 ± 0.0032	0.7136 ± 0.0110	0.8133 ± 0.0050	0.5387 ± 0.0050	0.5980 ± 0.0029	0.5705 ± 0.0294	0.6941 ± 0.0141
	prompt	0.7150 ± 0.0156	0.7142 ± 0.0714	0.7466 ± 0.0115	0.7163 ± 0.0063	0.6936 ± 0.0185	0.8016 ± 0.0779	0.5386 ± 0.0197	0.5980 ± 0.0090	0.5062 ± 0.0434	0.6700 ± 0.0306
	average	0.7284	0.8075	0.7378	0.7154	0.7121	0.8470	0.5745	0.5922	0.5747	0.6982 ± 0.0197
	Ours	0.7433 ± 0.0191	0.9167 ± 0.0103	0.7400 ± 0.0200	0.7183 ± 0.0031	0.7401 ± 0.0108	0.9331 ± 0.0020	0.6447 ± 0.0218	0.5903 ± 0.0058	0.6428 ± 0.0855	0.7410 ± 0.0209
Ours	lora	0.7340 ± 0.0095	0.8690 ± 0.0206	0.7267 ± 0.0153	0.7140 ± 0.0044	0.7304 ± 0.0091	0.8550 ± 0.0178	0.6317 ± 0.0282	0.5710 ± 0.0130	0.5810 ± 0.0338	0.7125 ± 0.0179
	prefix	0.7367 ± 0.0850	0.7679 ± 0.0644	0.7633 ± 0.0058	0.7257 ± 0.0153	0.6867 ± 0.0208	0.8335 ± 0.0779	0.6267 ± 0.0462	0.5900 ± 0.0173	0.5133 ± 0.1493	0.6938 ± 0.0536
	prompt	0.7380	0.8512	0.7433	0.7193	0.7191	0.8739	0.6344	0.5838	0.5790	0.7158 ± 0.0308
	average	0.7380	0.8512	0.7433	0.7193	0.7191	0.8739	0.6344	0.5838	0.5790	0.7158 ± 0.0308
	Ours	0.7380	0.8512	0.7433	0.7193	0.7191	0.8739	0.6344	0.5838	0.5790	0.7158 ± 0.0308

Table 7: Single-Task Experiments on OPT-1.3B with 1000 samples. Values correspond to mean across three random seeds. FO: First-Order. FT: full-model fine-tuning.

Table 8 demonstrates the results for fine-tuning Llama2-7b [52] on various classification and open-ended generation tasks.

### D.2.1 Compare with the two-stage pipeline

To also validate that the improved results are not because of tuning more parameters, we conducted an experiment on COPA using OPT1.3B and compared Bilevel-ZOFO to a two-stage pipeline that tunes the same number of parameters. First, we performed first-order prompt tuning for a fixed number of steps (same as the number of lower-level updates in bilevel-ZOFO), followed by additional tuning using ZO for the same number of iterations as the upper level updates in bilevel-ZOFO (**A two-stage pipeline**). As shown in Table 9, even with extensive hyperparameter tuning, the second stage does not improve the results achieved after the first stage and is highly likely to decrease performance. Our method, however, improves performance when using the same number of steps in the upper and lower levels, respectively. The bilevel structure makes the trained prompts dynamically optimal for the full ZO fine-tuning and reaches an accuracy of 76.33.

Trainer	Mode	BoolQ	ReCoRD	SQuAD	SST2	Average
MeZO	ft	0.7915 ± 0.0516	0.7890 ± 0.0001	0.7737 ± 0.1634	0.8646 ± 0.0216	0.8047
	lora	0.8020 ± 0.0014	0.7970 ± 0.0001	0.7412 ± 0.0013	0.8529 ± 0.0117	0.7983
	prefix	0.7830 ± 0.0131	0.7905 ± 0.0007	0.7093 ± 0.0207	0.8364 ± 0.0010	0.7798
	prompt	0.7787 ± 0.0049	0.7935 ± 0.0007	0.7014 ± 0.0451	0.8246 ± 0.0216	0.7746
	average	0.7887 ± 0.0131	0.7920 ± 0.0007	0.7264 ± 0.0386	0.8446 ± 0.0117	0.7844
FO	lora	0.8420 ± 0.0104	0.7920 ± 0.0053	0.8197 ± 0.0043	0.9557 ± 0.0007	0.8524
	prefix	0.7783 ± 0.0021	0.8013 ± 0.0012	0.7946 ± 0.0419	0.9243 ± 0.0053	0.8246
	prompt	0.8083 ± 0.0142	0.8023 ± 0.0074	0.7805 ± 0.0633	0.9284 ± 0.0072	0.8299
	average	0.8095 ± 0.0089	0.7948 ± 0.0045	0.8016 ± 0.0365	0.9361 ± 0.0044	0.8356
	Ours	0.8473 ± 0.0025	0.8290 ± 0.0044	0.8160 ± 0.0041	0.9629 ± 0.0053	0.8638
Ours	lora	0.8193 ± 0.0127	0.8067 ± 0.0065	0.8090 ± 0.0302	0.9382 ± 0.0064	0.8433
	prefix	0.8145 ± 0.0012	0.8108 ± 0.0065	0.7960 ± 0.0028	0.9222 ± 0.0039	0.8359
	prompt	0.8145 ± 0.0012	0.8108 ± 0.0065	0.7960 ± 0.0028	0.9222 ± 0.0039	0.8359
	average	0.8145 ± 0.0012	0.8108 ± 0.0065	0.7960 ± 0.0028	0.9222 ± 0.0039	0.8359
	Ours	0.8473 ± 0.0025	0.8290 ± 0.0044	0.8160 ± 0.0041	0.9629 ± 0.0053	0.8638

Table 8: Single-Task Experiments on Llama2-7B with 1000 samples. Values correspond to mean and std across three random seeds. FO: First-Order. FT: full-model fine-tuning

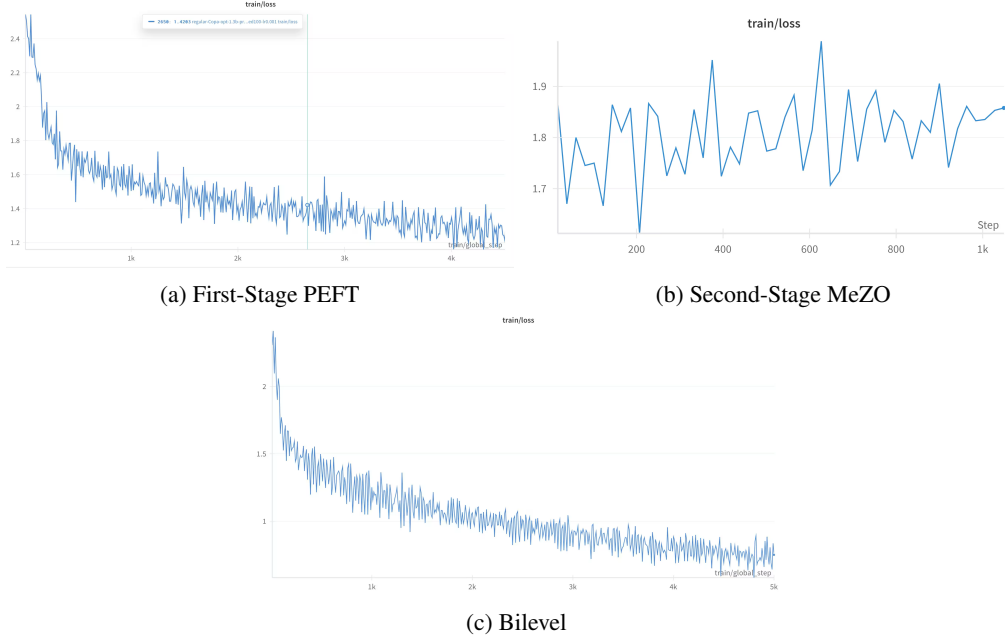


Figure 6: The training loss curves for both stages of a two-stage approach (a and b) and our bilevel framework (c).

The observed performance drop after the second stage is indeed counter-intuitive at first glance. However, it is a limitation of MeZO as it approximates gradients. While further fine-tuning intuitively should improve performance, the inherent noise in gradient approximation can lead to suboptimal updates. This observation is consistent with the fact that MeZO typically requires a significant number of iterations to converge. This is a key contribution of our work: Our approach addresses MeZO’s challenges, such as sensitivity to hard prompts and long convergence times, while outperforming both MeZO and PEFT and maintaining similar memory efficiency. The intuition behind why our method is effective in enhancing both MeZO’s full-model tuning and PEFT is in the nested bilevel structure. This structure encodes more information (as reflected in the training method) from the prompt tuning stage than only treating it as a first stage, thereby providing better guidance for MeZO. In contrast, our bilevel method effectively addresses the issues of MeZO and demonstrates improved performance over both MeZO and the PEFT baseline, even with the same number of ZO iterations. This phenomenon that a bilevel-method is better than a two-staged pipeline is also observed in the later work on diffusion models [49].

Method	Experiment (COPA)	Acc (%)
Two-Stage	After Stage 1	74.33
	After Stage 2 (lr 0.001)	51.66
	After Stage 2 (lr 0.0001)	70.33
	After Stage 2 (lr 0.00001)	72.66
	After Stage 2 (lr 0.000001)	74.33
Bilevel-ZOFO	-	<b>76.33</b>

Table 9: Comparison of Bilevel-ZOFO with a two-staged pipeline.

The training loss curves for both stages of a two-stage approach and our bilevel framework are provided in Figure 6. When running MeZO in the second stage, the training loss exhibits oscillations and does not show improvement within 500–1000 iterations. This behavior is consistent with findings in the original MeZO [35] paper, which notes that MeZO typically requires much longer to converge—on the order of 100k iterations. The oscillatory behavior observed within the shorter training duration is not surprising due to gradient approximation errors.

### D.3 Multi-task experiments

In this section we explain the experimental details of multi-task experiments.



### D.3.1 Meta-Tasks

Following the methodology of Min et al. [36], we evaluate the performance of bilevel-ZOFO as a fast and efficient meta-learning algorithm. We perform experiments using four of the distinct meta-learning settings outlined in MetaICL [36]: classification-to-classification, non-classification-to-classification, QA-to-QA, and non-QA-to-QA. Each of these *meta-learning tasks* includes a set of training sub-tasks and a different set of test sub-tasks. The sub-tasks are sourced from CROSSFIT [57] and UNIFIEDQA [19], comprising a total of 142 unique sub-tasks. These sub-tasks cover a variety of problems, including text classification, question answering, and natural language understanding, all in English. Table 10 shows the number of tasks in each training and testing meta-learning setting and the total number of examples in each training task.

Meta-train Setting	# tasks	# examples	Target Setting	# tasks
Classification	43	384,022	Classification	20
Non-Classification	37	368,768		
QA	37	486,143	QA	22
Non-QA	33	521,342		

Table 10: Details of four different meta-learning settings. Each row indicates meta-training/target tasks for each setting. There is no overlap between the training and test tasks.

See Tables 14 and 15 of MetaICL [36] for a list of all sub-tasks.

### D.3.2 Baselines

We use GPT2-Large [42] as the base model for these experiments. We compare our method against several baseline approaches:

- **MetaICL** [36]: A method for meta-learning with in-context learning. MetaICL tunes all the parameters of the base model using the first-order method. In both training and testing, the model is given  $k$  demonstration examples,  $(a_1, b_1), \dots, (a_k, b_k)$ , where  $b_i$  represents either classification labels or possible answers in question-answering tasks, along with one test example  $(a, b)$ . The input is formed by concatenating the demonstration examples  $a_1, b_1, \dots, a_k, b_k, a$ . The model then computes the conditional probability of each label, and the label with the highest probability is selected as the prediction.
- **Zero-shot**: This method uses the pretrained language model (LM) without any tuning, performing zero-shot inference without any demonstration examples.
- **In-context Learning (ICL)**: This method uses the pretrained LM with in-context learning by conditioning on a concatenation of  $k$  demonstration examples and 1 actual test sample similar to MetaICL.

We sample 768 examples from each training sub-task. We use these samples to train MetaICL in their original setting for 30,000 steps. This includes learning rate of  $1e-5$ , batch size of 1 on 8 GPUs, 8-bit Adam optimizer and fp16 half precision. See MetaICL[36] for full details. To train our method, we split the training dataset of each sub-task to two subsets, 256 samples as the development dataset for upper-level updates and 512 samples for lower-level training. For each outer iteration of our method, we randomly sample a subset of 5 training tasks. We perform 10 lower-level updates between each pair of upper-level updates. To keep bilevel-ZOFO as lightweight as possible, unlike MetaICL, we do not include demonstration examples in the inputs. Since bilevel-ZOFO uses significantly less memory and has much faster updates compared to MetaICL, theoretically we are able to train it for many more iterations within the same total training duration as MetaICL. However, due to resource constraints, we only train bilevel-ZOFO for 50,000 iterations. Similar to [35], we did not observe a plateau in performance for bilevel-ZOFO, indicating that further training can yield additional improvements. We use Adam optimizer and a learning rate of  $1e-6$  for both upper and lower-level training. We employ a batch size of 4 and train on a single rtx6000ada GPU.

For both ICL and MetaICL, during the testing phase the model is given  $k = 4$  demonstration examples for each test data point. We don’t use demonstration examples in test samples for bilevel-ZOFO evaluation. We evaluate the zero-shot capabilities of our method as well as the performance of the

final model LoRA-tuned for 10 additional iterations on 4 demonstration samples from each class of each test sub-task. Similar to [36], we report **Macro-averaged F1** as the evaluation metric.

#### D.4 Additional Experiments and Clarifications

##### D.4.1 Full First-Order Fine-Tuning (FO-FT) Baselines

Our problem setting targets memory/throughput-constrained fine-tuning where full first-order (FO) updates on *all* backbone parameters are often impractical. Accordingly, the main paper emphasizes comparisons against PEFT and ZO methods that are actually deployable under such constraints. Here we include FO full finetuning results on identical data splits and evaluation protocols as our single-task experiments to contextualize the gap in Table 11 and Table 12.

Table 11: FO-FT on OPT-1.3B (accuracy).

Method	BoolQ	CB	COPA	ReCoRD	RTE	SST-2	WiC	WinoGrande	WSC
FO-FT	0.660	0.821	0.730	0.719	0.690	0.937	0.586	0.526	0.635

Table 12: FO-FT on Llama-2-7B (accuracy).

Method	BoolQ	ReCoRD	SQuAD	SST-2
FO-FT	0.863	0.814	0.801	0.952

##### D.5 On Task Choice (Math/Code vs. Other Benchmarks)

We acknowledge the community’s current emphasis on mathematical reasoning and code generation, but real-world fine-tuning spans QA, classification, retrieval-augmented workflows, and recommendation. These practical settings still require task-specific instructions and remain sensitive to prompt formats. To demonstrate that our observations about MeZO’s prompt sensitivity also hold on popular reasoning tasks, we include a GSM8K study in Table 13

Table 13: Prompt sensitivity on GSM8K (accuracy).

Method	With prompt (“Question:{Q}\nAnswer:{A}”)	Raw format
MeZO	0.329	0.122
Bilevel-ZOFO	0.762	0.744

##### D.6 Code & Math Experiments

We conduct code/math experiments to demonstrate transfer beyond small classification suites. Training details: Qwen2-7B is trained on GSM8K (train), HumanEval (train), and Math500 (4:1 train/test). It is evaluated on the standard test splits. LoRA and Bilevel-ZOFO are trained for 2000 steps. MeZO is trained for 10000 steps. Metrics are accuracy (GSM8K, Math500) and pass@1 (HumanEval). Across GSM8K, Math500, and HumanEval, Bilevel-ZOFO consistently improves over LoRA and strongly over MeZO.

##### D.7 Other PEFT Variants

Bilevel-ZOFO is a *framework*: the lower level can adopt any FO-PEFT method and the upper level any ZO estimator. To illustrate compatibility beyond LoRA-style adapters, we add results with DePT [47], a prompt-tuning method in Table 15. We see gains persist when swapping in a stronger PEFT variant.

##### D.8 More Realistic Applications

We showed the applicability of bilevel-zofo in Meta Learning. Future work can explore bilevel-zofo in Multi-Task Reinforcement Learning to tune an LLM on multiple domains. Also another application

Table 14: Qwen2-7B on math/code tasks.

Method	GSM8K (acc)	Math500 (acc)	HumanEval (pass@1)
Before tuning	0.420	0.18	0.476
LoRA	0.727	0.28	0.518
MeZO	0.329	0.05	0.110
Bilevel-ZOFO (ours)	<b>0.762</b>	<b>0.31</b>	<b>0.543</b>

Table 15: Llama-2-7B with DePT (accuracy).

Method	BoolQ	SST-2
DePT	0.813	0.932
MeZO	0.792	0.865
Bilevel-ZOFO + DePT	<b>0.852</b>	<b>0.946</b>

of bilevel-zofo is in Federated or privacy-sensitive scenarios where clients can run small FO-PEFT steps locally and aggregate ZO signals centrally, which we leave to future work.

## NeurIPS Paper Checklist

### 1. Claims

Question: Do the main claims made in the abstract and introduction accurately reflect the paper's contributions and scope?

Answer: [\[Yes\]](#)

Justification: We provide theoretical analysis in Section B and empirical results in Section 4.

Guidelines:

- The answer NA means that the abstract and introduction do not include the claims made in the paper.
- The abstract and/or introduction should clearly state the claims made, including the contributions made in the paper and important assumptions and limitations. A No or NA answer to this question will not be perceived well by the reviewers.
- The claims made should match theoretical and experimental results, and reflect how much the results can be expected to generalize to other settings.
- It is fine to include aspirational goals as motivation as long as it is clear that these goals are not attained by the paper.

### 2. Limitations

Question: Does the paper discuss the limitations of the work performed by the authors?

Answer: [\[Yes\]](#)

Justification: Provided in Section 6

Guidelines:

- The answer NA means that the paper has no limitation while the answer No means that the paper has limitations, but those are not discussed in the paper.
- The authors are encouraged to create a separate "Limitations" section in their paper.
- The paper should point out any strong assumptions and how robust the results are to violations of these assumptions (e.g., independence assumptions, noiseless settings, model well-specification, asymptotic approximations only holding locally). The authors should reflect on how these assumptions might be violated in practice and what the implications would be.
- The authors should reflect on the scope of the claims made, e.g., if the approach was only tested on a few datasets or with a few runs. In general, empirical results often depend on implicit assumptions, which should be articulated.
- The authors should reflect on the factors that influence the performance of the approach. For example, a facial recognition algorithm may perform poorly when image resolution is low or images are taken in low lighting. Or a speech-to-text system might not be used reliably to provide closed captions for online lectures because it fails to handle technical jargon.
- The authors should discuss the computational efficiency of the proposed algorithms and how they scale with dataset size.
- If applicable, the authors should discuss possible limitations of their approach to address problems of privacy and fairness.
- While the authors might fear that complete honesty about limitations might be used by reviewers as grounds for rejection, a worse outcome might be that reviewers discover limitations that aren't acknowledged in the paper. The authors should use their best judgment and recognize that individual actions in favor of transparency play an important role in developing norms that preserve the integrity of the community. Reviewers will be specifically instructed to not penalize honesty concerning limitations.

### 3. Theory assumptions and proofs

Question: For each theoretical result, does the paper provide the full set of assumptions and a complete (and correct) proof?

Answer: [\[Yes\]](#)

Justification: We provide a theoretical analysis with proofs and assumptions in Section B.

Guidelines:

- The answer NA means that the paper does not include theoretical results.
- All the theorems, formulas, and proofs in the paper should be numbered and cross-referenced.
- All assumptions should be clearly stated or referenced in the statement of any theorems.
- The proofs can either appear in the main paper or the supplemental material, but if they appear in the supplemental material, the authors are encouraged to provide a short proof sketch to provide intuition.
- Inversely, any informal proof provided in the core of the paper should be complemented by formal proofs provided in appendix or supplemental material.
- Theorems and Lemmas that the proof relies upon should be properly referenced.

#### 4. Experimental result reproducibility

Question: Does the paper fully disclose all the information needed to reproduce the main experimental results of the paper to the extent that it affects the main claims and/or conclusions of the paper (regardless of whether the code and data are provided or not)?

Answer: [\[Yes\]](#)

Justification: All experimental details are provided in Section 4 and D.

Guidelines:

- The answer NA means that the paper does not include experiments.
- If the paper includes experiments, a No answer to this question will not be perceived well by the reviewers: Making the paper reproducible is important, regardless of whether the code and data are provided or not.
- If the contribution is a dataset and/or model, the authors should describe the steps taken to make their results reproducible or verifiable.
- Depending on the contribution, reproducibility can be accomplished in various ways. For example, if the contribution is a novel architecture, describing the architecture fully might suffice, or if the contribution is a specific model and empirical evaluation, it may be necessary to either make it possible for others to replicate the model with the same dataset, or provide access to the model. In general, releasing code and data is often one good way to accomplish this, but reproducibility can also be provided via detailed instructions for how to replicate the results, access to a hosted model (e.g., in the case of a large language model), releasing of a model checkpoint, or other means that are appropriate to the research performed.
- While NeurIPS does not require releasing code, the conference does require all submissions to provide some reasonable avenue for reproducibility, which may depend on the nature of the contribution. For example
  - (a) If the contribution is primarily a new algorithm, the paper should make it clear how to reproduce that algorithm.
  - (b) If the contribution is primarily a new model architecture, the paper should describe the architecture clearly and fully.
  - (c) If the contribution is a new model (e.g., a large language model), then there should either be a way to access this model for reproducing the results or a way to reproduce the model (e.g., with an open-source dataset or instructions for how to construct the dataset).
  - (d) We recognize that reproducibility may be tricky in some cases, in which case authors are welcome to describe the particular way they provide for reproducibility. In the case of closed-source models, it may be that access to the model is limited in some way (e.g., to registered users), but it should be possible for other researchers to have some path to reproducing or verifying the results.

#### 5. Open access to data and code

Question: Does the paper provide open access to the data and code, with sufficient instructions to faithfully reproduce the main experimental results, as described in supplemental material?

Answer: [Yes]

Justification: All datasets used are open source. We will provide the code for our experiments after paper decision is available.

Guidelines:

- The answer NA means that paper does not include experiments requiring code.
- Please see the NeurIPS code and data submission guidelines (<https://nips.cc/public/guides/CodeSubmissionPolicy>) for more details.
- While we encourage the release of code and data, we understand that this might not be possible, so “No” is an acceptable answer. Papers cannot be rejected simply for not including code, unless this is central to the contribution (e.g., for a new open-source benchmark).
- The instructions should contain the exact command and environment needed to run to reproduce the results. See the NeurIPS code and data submission guidelines (<https://nips.cc/public/guides/CodeSubmissionPolicy>) for more details.
- The authors should provide instructions on data access and preparation, including how to access the raw data, preprocessed data, intermediate data, and generated data, etc.
- The authors should provide scripts to reproduce all experimental results for the new proposed method and baselines. If only a subset of experiments are reproducible, they should state which ones are omitted from the script and why.
- At submission time, to preserve anonymity, the authors should release anonymized versions (if applicable).
- Providing as much information as possible in supplemental material (appended to the paper) is recommended, but including URLs to data and code is permitted.

## 6. Experimental setting/details

Question: Does the paper specify all the training and test details (e.g., data splits, hyper-parameters, how they were chosen, type of optimizer, etc.) necessary to understand the results?

Answer: [Yes]

Justification: All experimental details are provided in Section 4 and D.

Guidelines:

- The answer NA means that the paper does not include experiments.
- The experimental setting should be presented in the core of the paper to a level of detail that is necessary to appreciate the results and make sense of them.
- The full details can be provided either with the code, in appendix, or as supplemental material.

## 7. Experiment statistical significance

Question: Does the paper report error bars suitably and correctly defined or other appropriate information about the statistical significance of the experiments?

Answer: [Yes]

Justification: We provide mean and standard deviation of values in Section D.2.

Guidelines:

- The answer NA means that the paper does not include experiments.
- The authors should answer "Yes" if the results are accompanied by error bars, confidence intervals, or statistical significance tests, at least for the experiments that support the main claims of the paper.
- The factors of variability that the error bars are capturing should be clearly stated (for example, train/test split, initialization, random drawing of some parameter, or overall run with given experimental conditions).
- The method for calculating the error bars should be explained (closed form formula, call to a library function, bootstrap, etc.)
- The assumptions made should be given (e.g., Normally distributed errors).

- It should be clear whether the error bar is the standard deviation or the standard error of the mean.
- It is OK to report 1-sigma error bars, but one should state it. The authors should preferably report a 2-sigma error bar than state that they have a 96% CI, if the hypothesis of Normality of errors is not verified.
- For asymmetric distributions, the authors should be careful not to show in tables or figures symmetric error bars that would yield results that are out of range (e.g. negative error rates).
- If error bars are reported in tables or plots, The authors should explain in the text how they were calculated and reference the corresponding figures or tables in the text.

#### 8. Experiments compute resources

Question: For each experiment, does the paper provide sufficient information on the computer resources (type of compute workers, memory, time of execution) needed to reproduce the experiments?

Answer: [Yes]

Justification: All experimental details are provided in Section 4 and D. They include this information.

Guidelines:

- The answer NA means that the paper does not include experiments.
- The paper should indicate the type of compute workers CPU or GPU, internal cluster, or cloud provider, including relevant memory and storage.
- The paper should provide the amount of compute required for each of the individual experimental runs as well as estimate the total compute.
- The paper should disclose whether the full research project required more compute than the experiments reported in the paper (e.g., preliminary or failed experiments that didn't make it into the paper).

#### 9. Code of ethics

Question: Does the research conducted in the paper conform, in every respect, with the NeurIPS Code of Ethics <https://neurips.cc/public/EthicsGuidelines>?

Answer: [Yes]

Justification: There are not ethical concerns that we know of.

Guidelines:

- The answer NA means that the authors have not reviewed the NeurIPS Code of Ethics.
- If the authors answer No, they should explain the special circumstances that require a deviation from the Code of Ethics.
- The authors should make sure to preserve anonymity (e.g., if there is a special consideration due to laws or regulations in their jurisdiction).

#### 10. Broader impacts

Question: Does the paper discuss both potential positive societal impacts and negative societal impacts of the work performed?

Answer: [Yes]

Justification: A discussion of broader impact is provided in Section 6.

Guidelines:

- The answer NA means that there is no societal impact of the work performed.
- If the authors answer NA or No, they should explain why their work has no societal impact or why the paper does not address societal impact.
- Examples of negative societal impacts include potential malicious or unintended uses (e.g., disinformation, generating fake profiles, surveillance), fairness considerations (e.g., deployment of technologies that could make decisions that unfairly impact specific groups), privacy considerations, and security considerations.

- The conference expects that many papers will be foundational research and not tied to particular applications, let alone deployments. However, if there is a direct path to any negative applications, the authors should point it out. For example, it is legitimate to point out that an improvement in the quality of generative models could be used to generate deepfakes for disinformation. On the other hand, it is not needed to point out that a generic algorithm for optimizing neural networks could enable people to train models that generate Deepfakes faster.
- The authors should consider possible harms that could arise when the technology is being used as intended and functioning correctly, harms that could arise when the technology is being used as intended but gives incorrect results, and harms following from (intentional or unintentional) misuse of the technology.
- If there are negative societal impacts, the authors could also discuss possible mitigation strategies (e.g., gated release of models, providing defenses in addition to attacks, mechanisms for monitoring misuse, mechanisms to monitor how a system learns from feedback over time, improving the efficiency and accessibility of ML).

## 11. Safeguards

Question: Does the paper describe safeguards that have been put in place for responsible release of data or models that have a high risk for misuse (e.g., pretrained language models, image generators, or scraped datasets)?

Answer: [NA]

Justification: The paper poses no such risks.

Guidelines:

- The answer NA means that the paper poses no such risks.
- Released models that have a high risk for misuse or dual-use should be released with necessary safeguards to allow for controlled use of the model, for example by requiring that users adhere to usage guidelines or restrictions to access the model or implementing safety filters.
- Datasets that have been scraped from the Internet could pose safety risks. The authors should describe how they avoided releasing unsafe images.
- We recognize that providing effective safeguards is challenging, and many papers do not require this, but we encourage authors to take this into account and make a best faith effort.

## 12. Licenses for existing assets

Question: Are the creators or original owners of assets (e.g., code, data, models), used in the paper, properly credited and are the license and terms of use explicitly mentioned and properly respected?

Answer: [Yes]

Justification: All original owners of assets have been properly cited.

Guidelines:

- The answer NA means that the paper does not use existing assets.
- The authors should cite the original paper that produced the code package or dataset.
- The authors should state which version of the asset is used and, if possible, include a URL.
- The name of the license (e.g., CC-BY 4.0) should be included for each asset.
- For scraped data from a particular source (e.g., website), the copyright and terms of service of that source should be provided.
- If assets are released, the license, copyright information, and terms of use in the package should be provided. For popular datasets, [paperswithcode.com/datasets](https://paperswithcode.com/datasets) has curated licenses for some datasets. Their licensing guide can help determine the license of a dataset.
- For existing datasets that are re-packaged, both the original license and the license of the derived asset (if it has changed) should be provided.



- If this information is not available online, the authors are encouraged to reach out to the asset’s creators.

### 13. **New assets**

Question: Are new assets introduced in the paper well documented and is the documentation provided alongside the assets?

Answer: [NA]

Justification: We do not release new assets.

Guidelines:

- The answer NA means that the paper does not release new assets.
- Researchers should communicate the details of the dataset/code/model as part of their submissions via structured templates. This includes details about training, license, limitations, etc.
- The paper should discuss whether and how consent was obtained from people whose asset is used.
- At submission time, remember to anonymize your assets (if applicable). You can either create an anonymized URL or include an anonymized zip file.

### 14. **Crowdsourcing and research with human subjects**

Question: For crowdsourcing experiments and research with human subjects, does the paper include the full text of instructions given to participants and screenshots, if applicable, as well as details about compensation (if any)?

Answer: [NA]

Justification: The paper does not involve crowdsourcing nor research with human subjects.

Guidelines:

- The answer NA means that the paper does not involve crowdsourcing nor research with human subjects.
- Including this information in the supplemental material is fine, but if the main contribution of the paper involves human subjects, then as much detail as possible should be included in the main paper.
- According to the NeurIPS Code of Ethics, workers involved in data collection, curation, or other labor should be paid at least the minimum wage in the country of the data collector.

### 15. **Institutional review board (IRB) approvals or equivalent for research with human subjects**

Question: Does the paper describe potential risks incurred by study participants, whether such risks were disclosed to the subjects, and whether Institutional Review Board (IRB) approvals (or an equivalent approval/review based on the requirements of your country or institution) were obtained?

Answer: [NA]

Justification: The paper does not involve crowdsourcing nor research with human subjects.

Guidelines:

- The answer NA means that the paper does not involve crowdsourcing nor research with human subjects.
- Depending on the country in which research is conducted, IRB approval (or equivalent) may be required for any human subjects research. If you obtained IRB approval, you should clearly state this in the paper.
- We recognize that the procedures for this may vary significantly between institutions and locations, and we expect authors to adhere to the NeurIPS Code of Ethics and the guidelines for their institution.
- For initial submissions, do not include any information that would break anonymity (if applicable), such as the institution conducting the review.

### 16. **Declaration of LLM usage**

Question: Does the paper describe the usage of LLMs if it is an important, original, or non-standard component of the core methods in this research? Note that if the LLM is used only for writing, editing, or formatting purposes and does not impact the core methodology, scientific rigorousness, or originality of the research, declaration is not required.

Answer: [NA]

Justification: The core method development in this research does not involve LLMs as any important, original, or non-standard components.

Guidelines:

- The answer NA means that the core method development in this research does not involve LLMs as any important, original, or non-standard components.
- Please refer to our LLM policy (<https://neurips.cc/Conferences/2025/LLM>) for what should or should not be described.